

FOREWORD



I am most grateful for the opportunity to provide a message in this book which contains much good news.

The Eastern Cape National Senior Certificate (NSC) Class of 2017 has made us proud. These Grade 12 learners took advantage of the many opportunities afforded to them to achieve success.

In particular, the following opportunities were provided to all learners in the province:

1. A book on Tips for Success in the NSC Examinations
2. Textbooks and study guides
3. Past examination papers
4. Extra lessons on radio and telematics
5. Extra lessons after school and during weekends and holidays.

I want to thank most sincerely our hard-working teachers and principals who provided support to the Grade 12 learners throughout the year. Their dedication and commitment is highly valued.

I also want to thank parents and communities for all they have done to support the learners in many different ways.

As a result of these efforts, the pass rate of the Eastern Cape has improved for the second year in a row, In 2016 the pass rate improved from 56,8% in 2015 by 2,5% to 59,3% and in 2017 the pass rate rose by a creditable 5,7% to 65%. This steady improvement provides the foundation on which to build our programmes to reach 70% in the near future.

Not only did the pass rate improve but the pass rate for Bachelors study increased from 17,6% in 2015 to 18,9% in 2016 and to 22,7% in 2017. This 5% increase over two years indicates that the quality of teaching and learning is also improving in the Eastern Cape.

Another indicator of quality is the improved pass rates in high enrolment subjects. In particular, the number of learners and the pass rate for Mathematics and Physical Sciences has increased. In 2017 the Eastern Cape had the highest number of passes

Subject	No passing in 2015	No passing in 2016	No passing in 2017	% pass in 2015	% pass in 2016	% pass in 2017
Mathematics	7,596	8,240	8,472	33.4	34.8	40.7
Physical Sciences	6,903	7,828	8,301	43.4	48.1	57.5

I am very pleased that each of our 12 new districts was able to support our learners. We must remember that the new re-aligned districts were only established in April 2017. Despite this, all the officials in the districts worked tirelessly to ensure that the grade 12 learners achieved success. In the NSC 2017, two districts achieved over 70% and another four achieved over 65%. Only two districts achieved under 60%. We will redouble our efforts to support all districts in 2018 and beyond.

We also saw an increase in the number of schools with over 80% pass rates and a decrease in the number of schools under 60% pass rates.

I wish to send my special gratitude to the entire examination family who worked tirelessly to ensure that the administration of examinations in the province is credible and incident free. It is because of the work of these many gallant men and women who work in examinations in this province. I felt very proud when Umalusi approved the NSC Grade 12 examinations of 2017, declaring them credible.

The chairperson of Umalusi Council Prof Volmink endorsed the 2017 NSC Grade 12 by ambiguously indicating that, as Umalusi they were pleased to report that based on the evidence presented to Umalusi by the Department of Basic Education, the 2017 National Senior Certificate examinations were largely incident-free with a few minor disruptions experienced in some parts of the country. This attests to the success of the rigid measures put in place by DBE to ensure fool-proof and incident-free examinations. They further commended the Department of Basic Education and Provincial Departments of Education for working tirelessly to achieve this goal. While irregularities occur in all examinations/assessments, the South African public can rest assured that the examination system in South Africa has mechanisms to manage irregularities, to avoid lapses in the credibility of examinations.

The gains that we have made as Eastern Cape Province are highly appreciated and commendable. They can be attributed to the formidable leadership provided by the HOD, the SLMC and Top management of the Department. I wish to also thank the entire education family from classroom level to head office, as well as all the stakeholders, such as unions, parent formations and the business sector who made it their responsibility to 'walk the talk' and practically make education a societal matter.

The next few months will be very busy ones for all of us trying to sustain the upward trajectory we have started from 2016 through our *Education Transformation Plan*. As we work to strengthen the gains and pushing for more positive results, all eyes shall be on us. We are not trying to impress the world but all we do is to create strong foundational systems for the bright future of the thousands of Eastern Cape learners. The words of the first president of democratic South Africa Mr Nelson Mandela that, "Education is the most powerful weapon which you can use to change the world" will always remain the heartbeat of the service we offer as the Department of Education.

I have asked the ECDOE officials to ensure that detailed analysis of the results for Grade 12 is undertaken and that plans are in place to support the NSC Class of 2018 by the end of January 2018. We have also attached a summary of provincial learner performance results from Grade 1 to 11 for your information as well as a planning tool.

I wish to reiterate what I said last year that, families and parents place in our hands what they cherish most, on which their legitimate hopes and aspirations are hinged - their children. We must not by any measure take for granted the value we add into the lives of these children and their families if they succeed, and the pain and chaos we create in their lives and the lives and their families once they do not make it in their educational journey. We dare not fail them.

Thank you.



Hon Mandla Makuphula
MEC FOR EDUCATION

Preface by the Head: Education



It gives me great pleasure to congratulate the Grade 12 Class of 2017 for the sterling academic work achieved. They have made us proud and indeed proved that hard-work breeds success. Most of our schools last year were largely characterized by order and discipline among learners which is commendable. Of paramount importance in the schooling sector is that discipline is the foundation for success. Further, this class of 2017 has heeded our call as the department that teaching and learning cannot occur in an environment that is lackadaisical, unpredictable and not directed towards optimising quality classroom time. I sincerely thank you for realizing that.

Heartfelt gratitude is extended generally to all stakeholders in Education, parents, school principals and particularly our dear educators for understanding and demonstrating their centrality in teaching and learning situation in class. Confirming the centrality of a teacher in the didactic situation Haim Ginnot, (1972) claims thus: *“I’ve come to a frightening conclusion. I am the decisive element in the classroom. It is my personal approach that creates the climate. It is my daily mood that makes the weather. As a teacher, I possess tremendous power to make a child’s life miserable or joyous. I can be a tool of torture or an instrument of inspiration. I can humiliate or humour. Hurt or heal. In all situations, it is my response that decides whether a crisis will be escalated or de-escalated and a child humanized or dehumanized.”*

On behalf of the department, I sincerely thank the high degree of professionalism demonstrated by educators in their daily work. Professional educators have a prominent level of both abstraction and commitment. They are committed to always improve learner performance at any given moment whenever they teach their classes. To them learners’ achievement is always a priority in their operations. Professionalism also enables an educator to deliver quality teaching services in an ethical manner, producing good learner results annually.

Above all our key performance areas in 2017, we have prioritized implementation of plans on effective teaching and learning activities in class and monitoring thereof. Indeed this priority is the cornerstone in improving learner performance in our system of education. Essentially, it is worth noting that ***when you act on your priority, you’ll automatically go out of balance, giving more time to one thing over another*** (Keller and Papasan 2012:82). The said priority was coupled with a fundamental paradigm shift achieved, in doing away with planning syndrome that does not translate into implementation of plans. This is something which for years has always been the weakness of the system. We have successfully shifted to implementation paradigm against the widespread practice by some education practitioners in our system who are still ***superior planners and inferior doers*** (Goldsmith & Reiter, 2015:62).

Another positive aspect realized was forced integration of curriculum work among chief directorates and thereby destroying the silo mentality which militates against good learner performance.

Among the priorities of the Department in 2017, focus was mainly of the following interventions:

- Monitoring and supervision of learners in the extra tuition programmes which has assisted them to learn with comprehension;
- Relevant and targeted teacher development on areas that are subject specific;
- Introduction of Mathematics and Science intervention programme which started from March 2017, especially in the rural and far flanged districts;
- Accountability sessions of the Chief Directorates conducted by the Superintendent General to assess quarterly work achieved. These sessions have afforded the department to continue providing the necessary and much needed support to districts and learners in schools;
- Executive leadership of the department and the Hon MEC conducting road shows - dealing with impediments to effective teaching and learning as well as administering consequence management to principals of underperforming schools in terms of the South African Schools Act 1996;
- Continuous and vigorous revision of previous years question papers and the internal ones to expose learners to diverse types of questions normally set during examinations, including those with higher

cognitive demand. This invariably has prepared our learners for the examinations they sat for in 2017 academic year; and

- Increased level of e-learning in our schools with special focus on provisioning of educators with laptops and training on ICT programmes thereof.

Additionally, the four principles that underpinned our departmental operations in 2017 have indeed added value in improving performance levels of both officials (educators and non-educators) and learners. These principles are:

- Communications;
- Performance management;
- Accountability; and
- Consequence management.

Grade 12 results of 2017 have improved from 59.3% in 2016 to 65% in 2017. This means that the Province has improved its pass rate by 5.7%. This is indeed a significant improvement.

- The Top performing District in the Province is Nelson Mandela with an average of 72,6%.
- Of our 12 districts in the Department, 10 of them have performed with an average from 60 % and 72,6%.
- The number of Bachelor pass rate has increased from 18.9% learners in 2016 to 22.7% learners in 2017.

A special message to the 2017 class of Grade 12 is that, those who are on their way to tertiary education level, we wish you well in your future studies. Wherever you are, remember the issue of making learning a priority above all other activities, knowing fully well that there is no limit in high one can achieve in life. To those who unfortunately could not make it in 2017, they must know that the department has created a second chance for you to complete your academic programme. Therefore, you must grab and use it immediately with your full strength. This programme is premised from the wise words of Dr Nelson Mandela who once said ***the greatest glory in living lies not in never falling but in rising every time we fall.***

The departmental priorities for 2018 is to strengthen:

- Implementation of Education System Transformation Plan. Importantly is that 2018 is the final year of implementing this plan, which also requires evaluation and review for 2019 onwards.
- Continuous protection of tuition time in all institutions.
- Partnership with business community and other stakeholders for focused interventions in schools.
- Monitoring the implementation of National Strategy for Learner Attainment (NSLA) and revised Provincial Learner Attainment Improvement Strategy (LAIS) plan at school and Circuit levels.
- Focused and sequenced teacher development activities meant to capacitate educators for effective teaching of learners in their respective schools as informed by the policies at our disposal.

In conclusion, I want to highlight the fact that in 2018, the department continues strengthening teaching and learning in all schools from Grade R – 12 being guided by the said plans which are at our disposal.

As per the instruction of the MEC, I have directed the ECDOE officials to ensure that detailed analysis of the results for Grade 12 is undertaken and that plans are in place to support the NSC Class of 2018 by the end of January 2018. We have also attached a summary of provincial learner performance results from Grade 1 to 11 for your information as well as a planning tool.

I further implore all the education community to continue supporting the implementing and monitoring of teaching and learning activities or programmes in all schools within the framework of Quality Learning and Teaching Campaign.



SUPERINTENDENT GENERAL

Themba Kojana

Contents	
Introduction.....	8
School-Based Assessment	9
Processes Implemented To Ensure Compliance With School Based Assessment (SBA) Requirements In 2017 ...	10
Verification Of Implementation Of School Based Assessment (SBA).....	10
And Its Moderation.....	10
Non-Provision Of Learner And Educator Evidence To Back Up Sba Marks	10
Administration Of 2017 (NSC) Examinations.....	11
Registration Of Candidates And Examination Centres	11
Monitoring Of The Writing Of The Examinations	12
Management Of Irregularities	12
Challenges.....	13
Non Adherence To Policies And Lack Of Consequence Management	13
Requirements For A National Senior Certificate	13
Minimum Admission Requirements To Higher Education	14
Conclusion	15
Results	16
Provincial Pass Rate	16
Learners	16
Learners as %	16
Cluster A Pass Rate	17
Learners	17
Learners as %	17
Cluster B Pass Rate	18
Learners	18
Learners as %	18
District Pass Rate	19
Centres Obtaining <60% in a District.....	20
Pass Rate by Quintile	21
Centres with Zero Pass Rate	21
Pass Rate per Category.....	22
Number of Centres	22
Number of Learners.....	22
% Learners Passed by Category	23
Subject Analysis for Province.....	24
Subject Analysis for Clusters.....	26
Subjects Excluding Home Language (Cluster A)	26
Subjects Home Languages (Cluster A)	27
Subjects Excluding Home Language (Cluster B).....	28

Subjects Home Languages (Cluster B)	29
Alfred Nzo East	30
Alfred Nzo West.....	31
Amathole East.....	33
Amathole West.....	35
Buffalo City	37
Chris Hani East	39
Chris Hani West	41
Joe Gqabi	43
Nelson Mandela.....	45
O R Tambo Coastal	47
O R Tambo Inland	49
Sarah Baartman	51
Subject Analysis by Category	53
Promotion Classification (Provincial).....	62
Number of Learners.....	62
Learners as %.....	62
Promotion Classification (per Cluster).....	63
Number of Learners Cluster A	63
Percent Learners Cluster A	63
Promotion Classification (per Cluster).....	64
Number of Learners Cluster B	64
Percent Learners Cluster B	64
Promotion Classification (per District)	65
Alfred Nzo East	65
Alfred Nzo East %.....	65
Alfred Nzo West.....	66
Alfred Nzo West %.....	66
Amathole East.....	67
Amathole East %.....	67
Amathole West.....	68
Amathole West %	68
Buffalo City	69
Buffalo City %.....	69
Chris Hani East	70
Chris Hani East %	70
Chris Hani West	71
Chris Hani West %.....	71
Joe Gqabi	72
Joe Gqabi %.....	72

Nelson Mandela.....	73
Nelson Mandela %.....	73
O R Tambo Coastal	74
O R Tambo Coastal %.....	74
O R Tambo Inland	75
O R Tambo Inland %	75
Sarah Baartman	76
Sarah Baartman %	76
Distinctions	77
Number of Distinctions (Province)	77
Percent Distinctions (Province)	77
Number of Distinctions (Cluster A).....	78
Percent Distinctions (Cluster A).....	78
Number of Distinction (Cluster B)	79
Percent Distinctions (Cluster B).....	79
Distinctions by District.....	80
Top 50 Performing Schools.....	151
Worst 50 Performing Schools.....	152
Centres Obtain <40 Pass Rate 3 Consecutive Years	153
Number of Centres per Category	154
Unresulted Centres.....	157

INTRODUCTION

The 2017 Grade 12 class is the fourth cohort to write the National Senior Certificate (NSC) examination under the auspices of the Curriculum and Assessment Policy Statement (CAPS) in the Republic of South Africa. The National Senior Certificate Examinations (NSC) remains one of the most important indicators of the performance of the education system in the country.

The Department of Education in the Eastern Cape has embarked on a number of sustainable intervention programmes in our schools to ensure that our schools are turned into schools that work and ultimately become the centres of excellence. This has proven to be very elusive in the last 20 years. The Department has since 2016 implemented a turnaround strategy which is called Education Transformation Plan. The year 2017 academic year was the second year of its implementation.

Among the strategies that have been introduced by the Department of Basic Education (DBE) is the Education Sector Plan – Action Plan 2019 towards schooling 2030. The objective of this plan is to improve performance across the system. The supplementary hybrid material in the form of *Mind the Gap* study guides for Grade 12 learners was issued by Department of Basic Education. These study guides were attempts by DBE to improve the academic performance of Grade 12 candidates in the National Senior Certificate (NSC) examinations.

The Eastern Cape Education Department has worked tirelessly in 2017 to ensure that teachers and learners achieve the targeted outcome in the Province. The Province also devised various strategies to ensure that there was a complete turnaround in learner performance across the schooling system. The Province implemented its second year of the *Education System Transformation Plan: 2016 -2018* which is aimed at:

- Transforming the overall education system;
- Creating strong linkages between Secondary Schools and its feeder schools; and
- Providing at school level an appropriate package of support to viable secondary schools in Quintile 1 to 3 while prioritizing the rationalization of unviable ones with an intention of maximizing opportunities of Eastern Cape learners achieving a pass in the National Senior Certificate, thus improving their life chances of becoming productive members of society.

The Superintendent- General, further strengthened the above objectives by developing the following three pillars that are driving the implementation of the Departmental transformation plan:

- Effective communication at all levels.
- Performance Management.
- Strengthen accountability.

In achieving the above listed aims, the Provincial Department of Education embarked on a number of support programmes for both teachers and learners, for example, content gap workshops, literature workshops, study tips booklet, curriculum coverage poster etc.

In addition to the above mentioned strategies, June Common examinations for schools that performed below 60% in 2016 NSC examinations for the following subjects were provincially set, printed and distributed to schools:

- Accounting
- Agricultural Sciences
- Business Studies
- Economics
- Geography
- History
- Mathematics
- Mathematical Literacy
- Life Sciences and
- Physical Sciences.

These examinations were written from 06 to 23 June 2017. The question by question qualitative and quantitative analysis of the June examination results as well as the moderation of learner scripts was done with an aim of giving feedback to schools as well as ensuring that there is focused monitoring and support by both the Provincial and District officials.

Mind the Gap study guides for the following 9 for the high enrollment subjects were printed and distributed to schools by the Province:

- Accounting
- Agricultural Sciences
- Business Studies
- Economics
- Geography
- Life Sciences
- Mathematics
- Mathematical Literacy
- Physical Sciences

Use of supplementary learning material provided by both the Provincial Department of Education and the Department of Basic Education (DBE) during tuition holiday programmes (autumn, winter and spring classes) were fully utilized wherein key problematic identified topics were addressed.

It is worth noting, that attempts by the Eastern Cape Department of Education to come up with various learner outcomes improvement strategies have steadily yielded the desired outcomes, however, there is always room for improvement. In its struggle to promote/implement changes that lead to sustainable performance standards that are success oriented, the province has not been deterred from its commitment to ensure that it finally achieves its goal.

SCHOOL-BASED ASSESSMENT

In addition to the formal examination papers written at the end of the year, candidates are also expected to complete a variety of assessment tasks at school level. Requirements are spelt out in the policy document, *National Protocol on Assessment* and are meant to allow the candidates to work consistently throughout their Grade 12 year and to be rewarded by accumulating marks towards their final result. These assessment tasks cover a wide variety of activities.

All these components are put together to produce the candidate's School Based Assessment mark (SBA) which constitutes 25% of the final mark. For Life Orientation, the larger component of the final promotion mark is school based and external assessment which is referred to a Common Assessment Task (CAT) constitute 20%. The SBA must receive continuous attention throughout the year. Conversely, a candidate who does not work consistently throughout the year but expects to redeem his or her prospects in the final examination shall find it challenging to attain a good result. SBA tasks need to be taken seriously.

The absence of a School-Based Assessment and/or a Practical Assessment Task mark in any subject, without a valid reason, result in the candidate, registered for that subject, receiving an incomplete result. The candidate will be given three months before the commencement of the supplementary examination to submit outstanding work or present him/herself for School-Based Assessment and/or a Practical Assessment Task. Should the candidate fail to fulfill the outstanding School-Based Assessment and/or Practical Assessment Task requirements, such a candidate will not be resulted and he or she must repeat the subject and redo the School-Based Assessment and/or Practical Assessment Task component for that subject.

In the event of a learner not complying with the requirements of School-Based Assessment and/or Practical Assessment Task in any subject in Grades R-12, but where a valid reason is provided:

- He or she may be granted another opportunity to be assessed in the assigned tasks, based on a decision by the Head of the assessment body.
- The learner must, within three weeks before the commencement of the final end-of-year examination of the relevant grade submit outstanding work or present himself or herself for School-Based Assessment and/or Practical Assessment Task. Should the learner fail to fulfil the outstanding School-Based Assessment and/or Practical Assessment Task Assessment requirements, he or she, registered for that subject will receive an incomplete result.

PROCESSES IMPLEMENTED TO ENSURE COMPLIANCE WITH SCHOOL BASED ASSESSMENT (SBA) REQUIREMENTS IN 2017

The following processes were put in place to ensure compliance with School Based Assessment (SBA) requirements:

- The schools, whose SBA marks were rejected by Umalusi during the standardisation process were informed and made to account and indicate strategies that they will use to avoid the recurrence of the situation.
- Monitoring of SBA moderation at all levels by Curriculum FET programme, Examinations and Assessment Chief Directorate, Department of Basic Education and Umalusi.

VERIFICATION OF IMPLEMENTATION OF SCHOOL BASED ASSESSMENT (SBA) AND ITS MODERATION

Verification and monitoring of implementation of School Based Assessment (SBA) is a mandate by the Department of Basic Education to all Provinces. The SBA mark must undergo all processes of moderation and verification to ensure that it is valid, reliable and authentic. To ensure that all SBA moderation levels are observed, SBA verification programme was developed, which focused on on-site visits to verify implementation and moderation of SBA at the District, cluster and school levels. A sample of Districts and schools were monitored and verified.

DBE moderators visited the Province to moderate NSC Grade 12 SBA. This was done on 2 – 6 July and 3 – 6 October 2017. This included the quality assurance of Practical Assessment Tasks (PATs) which took place on 11 – 21 October 2017 by DBE. Umalusi conducted SBA moderation on 4 – 5 August and 5 – 6 October 2017. In all occasions this was a great success. Sampling was done in two districts (King Williams Town and Butterworth) where selected subjects were moderated in ten (10) schools per district. On 2-6 October 2017 the Provincial Centralized SBA moderation was successfully conducted. A sample of 22 subjects from a sampled number of schools, was moderated during this session in two moderation centres. Analysis of the performance of learners for June common tests and Trial examinations in high enrolment subjects was done.

NON-PROVISION OF LEARNER AND EDUCATOR EVIDENCE TO BACK UP SBA MARKS

All educators and candidates are required to keep complete records of all assessments that take place. This does not mean that bulky folders are required to be kept, but during moderation, it is a requirement that tangible evidence of learner performance can be produced to substantiate the grades awarded to candidates. It is often the case that when evidence of performance is required; schools, educators and candidates are unable to produce it. This leads to an undermining of the credibility of the School-Based Assessment mark and to suspicions that educators have not completed learning programmes and that the marks provided are a mere guess work. This can have severe consequences for all candidates in the Province as UMALUSI is entitled not to approve results that are questionable.

ADMINISTRATION OF 2017 (NSC) EXAMINATIONS

REGISTRATION OF CANDIDATES AND EXAMINATION CENTRES

The Province has a total number of 82 257 full time candidates registered for 2017 National Senior Certificate examinations in 927 examination centres.

The figures in Table 1.1 and Table 1.2 below provide a comparison of the number of candidates who have entered for the National Senior Certificate (NSC) examinations in the Province this year, 2017 and previous 5 years. It is worth noting that the Eastern Cape has the fourth largest number of candidates for the NSC after Kwa Zulu Natal, Limpopo and Gauteng provinces.

TABLE 1.1

NUMBER OF FULL-TIME CANDIDATES ENROLLED FOR NSC: 2012-2017

Year	Number Full-time	Increase / Decrease
2012	69 427	1358
2013	74 980	5 553
2014	69 294	-5 686
2015	91 810	22 516
2016	92 748	938
2017	82 257	-10 491

The number of candidates has decreased in 2017 when compared to 2016.

TABLE 1.2

NUMBER OF EXAMINATION CENTRES: 2012- 2017

Year	Number of Centres	Increase / Decrease
2012	926	8
2013	926	0
2014	923	-3
2015	924	01
2016	926	02
2017	927	01

The number of centres has increased in 2017 when compared to 2016 due to rationalization and new schools offering Grade 12 for the first time.

The number of candidates has decreased compared to 92 748 candidates that were registered in 2016 in 926 examination centres. This decrease in the number of registered candidates is due to the strict implementation of the progression policy as promulgated by the Minister of Basic Education through Government Gazette No. 9886 of 28 December 2012, as well as the choice to opt for Multiple Examination opportunities (MEO).

The Province registered a total of 10 937 progressed learners in 2017 which has declined when compared to 14 289 learners that were progressed in 2016. This decline can be attributed to strict adherence by schools to the following set criteria:

- Learners must have failed to satisfy the promotion requirements of either Grade 10 or Grade 11, and repeated either Grade 10 or Grade 11;
- The learner must have passed LoLT and any other 3 of the 7 subjects offered (Life Orientation included). If the HL is the LoLT of the learner, for the purpose of progression only, the learner must obtain 30% so as to ensure equivalence with the pass requirements for the First Additional Language;

- The learner must have attended school on a regular basis. Absenteeism in excess of 20 days, without a valid reason, will disqualify the learner from being progressed;
- The learner must have complied with the prescribed SBA requirements for that academic year.

The progressed learners were also allowed by the Minister to choose an option of Multiple Examination Opportunities (MEO) wherein, a learner can write less than six subjects and write the remaining subjects in the following year.

MONITORING OF THE WRITING OF THE EXAMINATIONS

A total number of 135 question papers (both English and Afrikaans versions for content subjects) were printed and distributed to 927 full time schools and 119 part time centres.

The province intensified monitoring of the writing of the examinations in 2017 by deploying 50 provincial and 837 district monitors across all 23 districts, including nodal and distribution points. The examination centres were audited and categorized into 117 High, 154 Medium and 733 Low risk examination centres as follows:

- **High Risk Centres** : Examination centres which have previous cases of group copying and repeated cases of irregularities.
- **Medium Risk Centres** : Examination centres with cases of minor administrative irregularities.
- **Low Risk Centres** : Examination centres without previous cases of irregularities.

MARKING PROCESSES

The Province has a mandate to ensure that the conduct, administration and management of the marking processes are uniformly applied in all marking centres to ensure credibility.

In 2017, 5 270 markers were appointed to mark NSC examination scripts compared to 5 536 markers who were appointed in 2016. This decline is as a result of an increase in the number of learners who opted for Multiple Examination Opportunities (MEO) and did not write all seven subjects.

All marking personnel that were appointed to be part of the marking process were trained before the commencement of marking. Chief markers and moderators were trained on 21 and 22 September 2017. They were further trained by Department of Basic Education (DBE) and marking guidelines were discussed to make up standardized guidelines to be used across all provinces. During this training, all chief markers and moderators were authorized that their performance was within the prescribed tolerance range and would thus be able to manage their subjects/papers at the marking centres.

In 2017, nineteen (19) marking centres were utilized in hosting the marking of Grade 12 NSC examination scripts.

MANAGEMENT OF IRREGULARITIES

Nineteen (19) Irregularities Investigators were appointed and were trained on 21 November 2017; on the procedures for managing and handling irregularities discovered at marking centres. On 21 and 22 September 2017; Chief Markers and Marking Moderators were also thoroughly trained by the Provincial Irregularities Office on how to identify, manage and handle irregularities. This training focused on critical areas that could lead to irregularities, such as registration related issues; script control measures; monitoring procedures and handling of concessions. It was also noted that most of administrative errors increase in 2016 due to poor script and marksheet control management. All district officials that are involved in the administration of examinations from 23 districts were trained on script control management.

In 2017, the province has drastically reduced the number of irregularities. This reduction of irregularities is attributed to the charging of implicated Chief Invigilators and Invigilators as well as sanctions for affected learners who were involved in 2014 group copying. There were administrative errors or omissions such as late start during examinations due to service delivery protests and floods; candidates that wrote incorrect subject levels, as well as behavioural offences.

Serious irregularities in 2017 involved thirteen (12) learners who were caught up with crib notes and electronic devices in the examination rooms; suspected copying/assistance by invigilator involving twenty-nine (29) learners from two districts. The results of these candidates are blocked in the system (withheld) pending the completion of investigation which will involve charging and conduct of disciplinary hearings if officials are found guilty.

CHALLENGES

NON ADHERENCE TO POLICIES AND LACK OF CONSEQUENCE MANAGEMENT

Policies are only as good as the paper they are written on if they are not adhered to. If, for example, unauthorised persons are allowed free access into restricted areas, then the policy on security of examination materials becomes unenforceable and ignored, which could lead to a major breakdown. Similarly, if staff members charged with implementing policy either choose to ignore policy or do not know the policy, their actions become subject to judicial review, which may be both unnecessary and wasteful. Implementation of policies that impact on the credibility of the examination processes such as, promotion and progression policy, subject changes, invigilation and script control, must remain a priority to all staff members within the Department of Education and consequence management must be instituted against the culprits.

REQUIREMENTS FOR A NATIONAL SENIOR CERTIFICATE

In order to obtain a National Senior Certificate the learner must:

- Offer seven approved subjects and provide full evidence of School Based Assessment for each subject.
- Complete the programme requirements for Grades 10, 11 and 12 separately and obtain distinct outcomes and associated standards for all the grades.
- Comply with internal assessment requirements for Grades 10, 11 and 12; and the external assessment requirements of Grade 12.
- Achieve at least 40% in three subjects, one of which must be an official language at Home Language level.
- Must achieve at least 30% in three other subjects.
- Provide full evidence of the SBA component in the subject failed.
- The table below shows the minimum requirement to obtain National Senior Certificate.

Promotion requirements	Percentage required
Subject 1: Home Language	40%
Subject 2	40%
Subject 3	40%
Subject 4	30%
Subject 5	30%
Subject 6	30%
Subject 7	0 - 29% (Proof of SBA in the failed subject)

RATING SCALE

A rating scale is used to summarise learner's achievement.

ACHIEVEMENT LEVEL	ACHIEVEMENT DESCRIPTOR	MARKS %
7	Outstanding Achievement	80-100
6	Meritorious Achievement	70-79
5	Substantial Achievement	60-69
4	Adequate Achievement	50-59
3	Moderate Achievement	40-49
2	Elementary Achievement	30-39
1	Not Achieved	0-29

MINIMUM ADMISSION REQUIREMENTS TO HIGHER EDUCATION

It must be emphasized that the minimum requirements for admission to Higher Educations are set by Higher Education Institutions (HEIs). HEIs are at liberty to raise these requirements at any time, depending on the number of applicants they receive. They are also at liberty to set their own entrance and placement tests and to set higher requirements for entrance into particular courses or fields of study. Some HEIs do not recognize particular subjects for selection processes into certain study areas. For example, Mathematical Literacy is not recognized in some HEIs for entrance into courses of study involving Engineering and Sciences. Candidates should consult the HEI of their choice to ascertain entrance requirements.

• Higher Certificate

The minimum admission requirement is a National Senior Certificate (NSC) as certified by Umalusi. Institutional and Programme needs may require appropriate combinations of recognized NSC Subjects and levels of achievements.

• Diploma

The minimum admission requirement is a National Senior Certificate (NSC) as certified by Umalusi with an achievement rating of:

- **4 x 40%- 49% or better (4 x Level 3 including Home Language)**

Institutional and Programme needs may require appropriate combinations of recognized 20 credit NSC Subjects and levels of achievements.

• Bachelor's Degree

The minimum admission requirement is a National Senior Certificate (NSC) as certified by Umalusi with an achievement rating of:

- **4X50%-59% or better (4 x Level 4s Including Home Language)**

Institutional and Programme needs may require appropriate combinations of recognized 20 credit NSC Subjects (commonly known as the **designated subjects**) and levels of achievements.

Accounting	Engineering Graphics and Design	Mathematics
Agricultural Science	Geography	Mathematical Literacy
Business Studies	History	Music
Consumer Studies	Information Technology	Physical Science
Dramatic Arts	Languages	Religion Studies
Economics	Life Sciences	Visual Arts

CONCLUSION

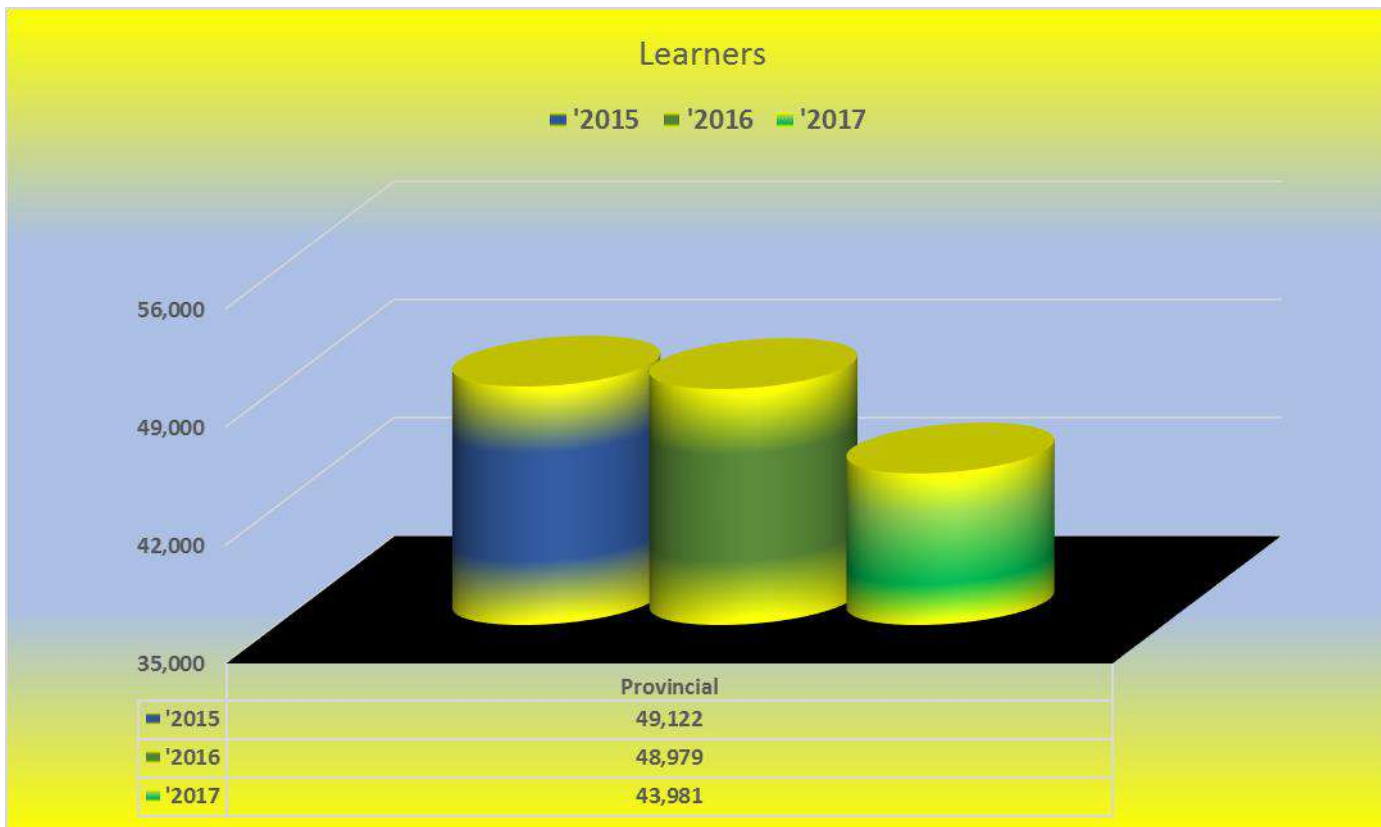
The mandate of the Examinations and Assessment Directorate is to deliver a credible, effective, efficient and error free examination and assessment service to its users. This, despite the many challenges the Directorate faces, it has managed to continue to deliver credible 2017 NSC examination and will no doubt, continue to provide zero defect examinations in the years to come.

Working together we can achieve more.

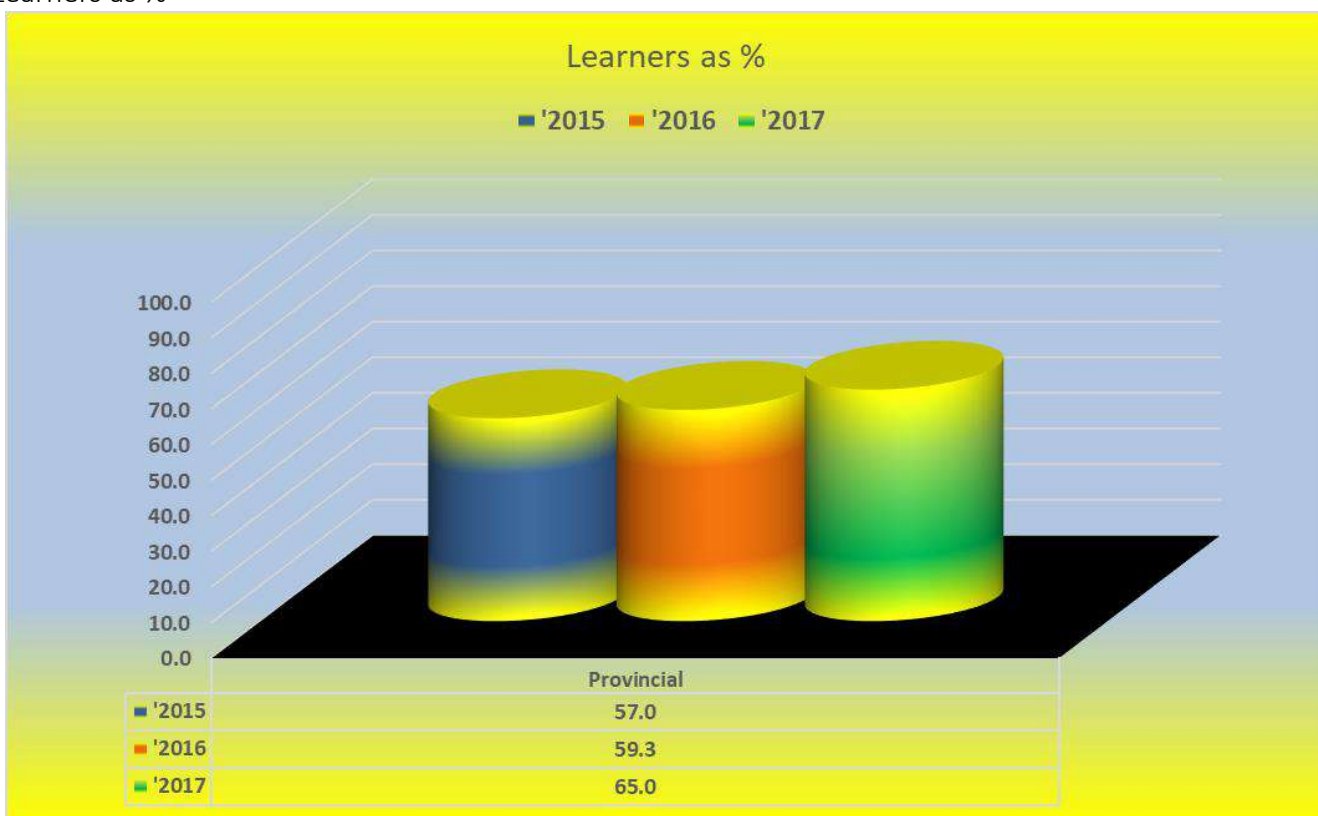
Results

Provincial Pass Rate

Learners

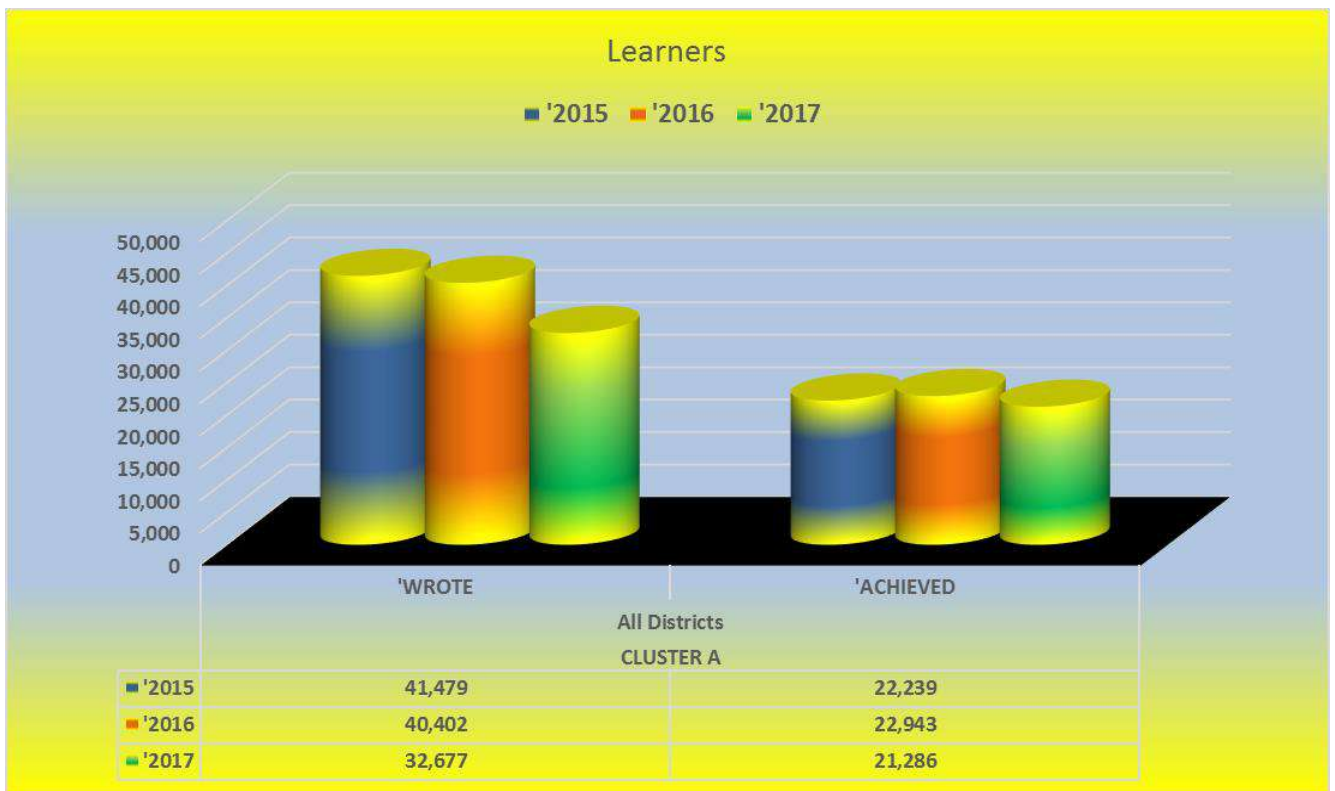


Learners as %

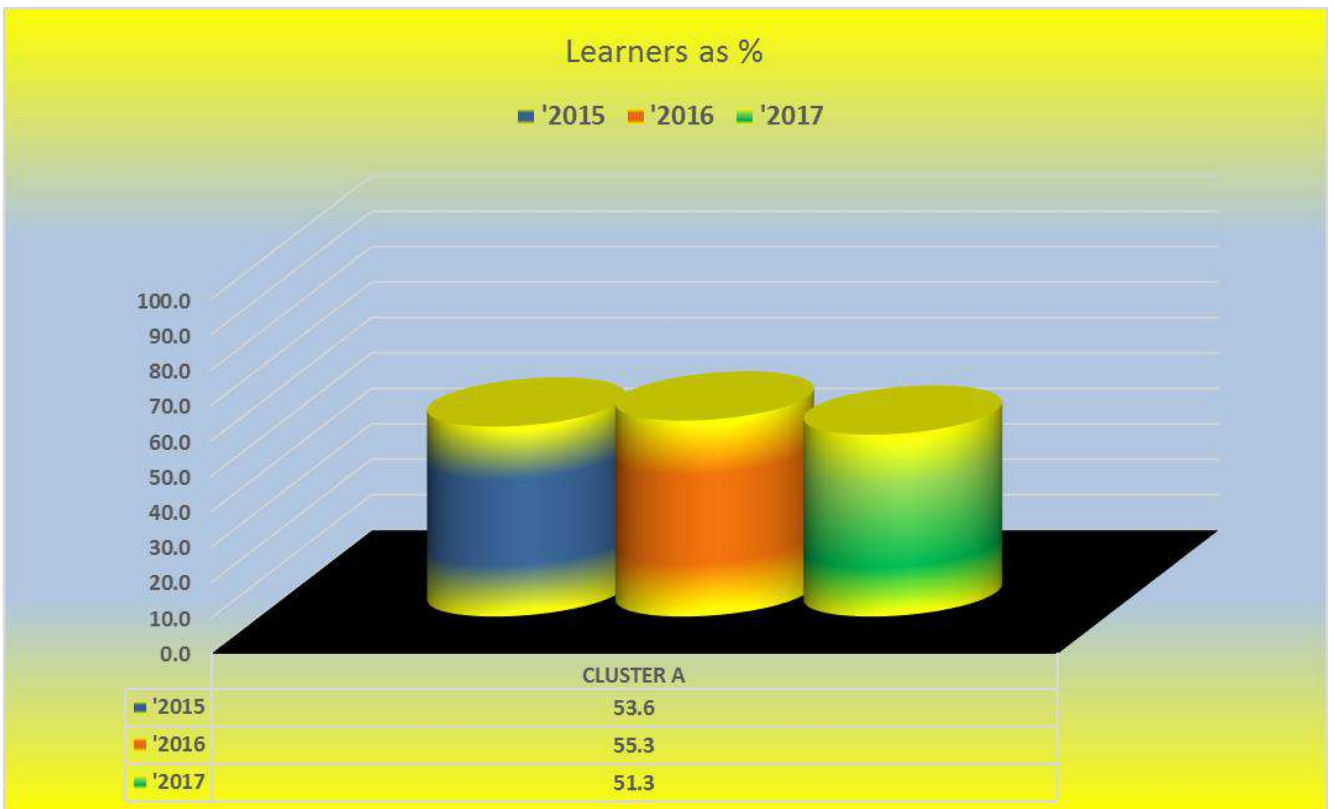


Cluster A Pass Rate

Learners

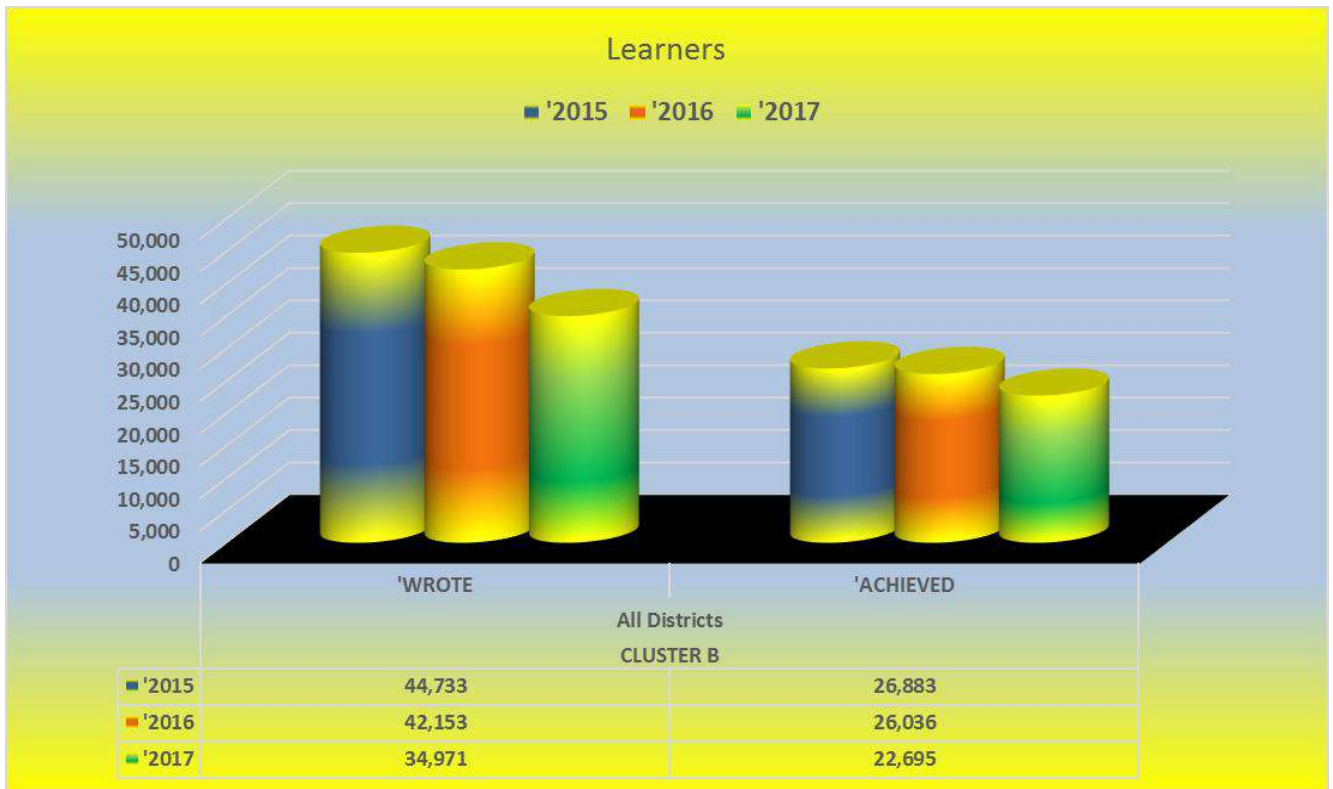


Learners as %

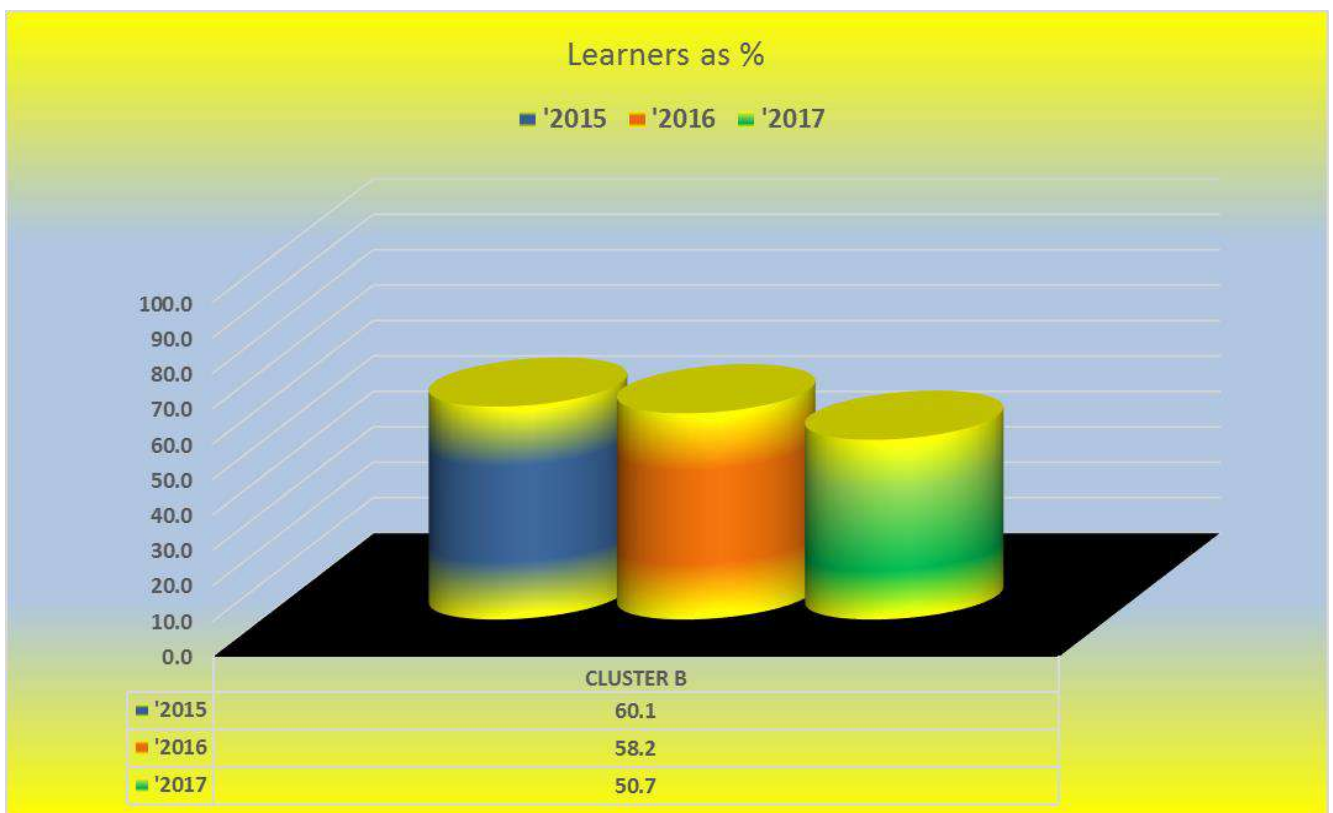


Cluster B Pass Rate

Learners



Learners as %



District Pass Rate

		Learners			% Learners Achieved			
Sum of Learners		Year						Difference 2016-2015
District	Result	'2015	'2016	'2017	'2015	'2016	'2017	
ALFRED NZO EAST	'ACHIEVED	2,147	2,607	2,294	53.3	55.3	62.4	7.1
	'WROTE	4,031	4,713	3,674				
ALFRED NZO WEST	'ACHIEVED	4,190	4,586	4,125	54.7	61.9	67.3	5.4
	'WROTE	7,655	7,406	6,125				
AMATHOLE EAST	'ACHIEVED	4,877	4,725	4,274	53.5	52.5	56.7	4.3
	'WROTE	9,116	9,005	7,533				
AMATHOLE WEST	'ACHIEVED	2,490	2,493	2,142	53.1	52.7	54.1	1.4
	'WROTE	4,686	4,735	3,961				
BUFFALO CITY	'ACHIEVED	6,443	6,469	5,216	62.5	66.4	65.9	-0.5
	'WROTE	10,311	9,749	7,918				
CHRIS HANI EAST	'ACHIEVED	2,468	2,625	2,577	54.1	52.8	61.8	9.0
	'WROTE	4,563	4,971	4,169				
CHRIS HANI WEST	'ACHIEVED	3,330	3,175	3,073	56.0	62.1	67.9	5.8
	'WROTE	5,942	5,111	4,526				
JOE GQABI	'ACHIEVED	2,625	2,247	2,061	52.8	62.6	67.0	4.5
	'WROTE	4,970	3,592	3,075				
NELSON MANDELA	'ACHIEVED	7,738	7,095	6,195	67.0	65.7	72.6	6.9
	'WROTE	11,556	10,802	8,534				
O R TAMBO COASTAL	'ACHIEVED	5,097	5,223	4,923	47.9	46.7	61.7	14.9
	'WROTE	10,632	11,176	7,981				
O R TAMBO INLAND	'ACHIEVED	5,712	5,655	5,306	59.3	66.2	69.3	3.1
	'WROTE	9,628	8,544	7,653				
SARAH BAARTMAN	'ACHIEVED	2,005	2,079	1,795	64.2	75.6	71.8	-3.7
	'WROTE	3,122	2,751	2,499				

<i>Notes</i>

Centres Obtaining <60% in a District

Count of Centre		Year		
District	Range	'2015	'2016	'2017
ALFRED NZO EAST	<40	7	6	9
	<60	12	16	7
ALFRED NZO EAST Total		19	22	16
ALFRED NZO WEST	<40	16	14	7
	<60	25	20	18
ALFRED NZO WEST Total		41	34	25
AMATHOLE EAST	<40	22	21	16
	<60	39	36	25
AMATHOLE EAST Total		61	57	41
AMATHOLE WEST	<40	33	34	26
	<60	30	32	31
AMATHOLE WEST Total		63	66	57
BUFFALO CITY	<40	33	21	26
	<60	31	33	27
BUFFALO CITY Total		64	54	53
CHRIS HANI EAST	<40	17	22	9
	<60	18	15	21
CHRIS HANI EAST Total		35	37	30
CHRIS HANI WEST	<40	27	20	18
	<60	22	25	18
CHRIS HANI WEST Total		49	45	36
JOE GQABI	<40	20	10	7
	<60	10	13	9
JOE GQABI Total		30	23	16
NELSON MANDELA	<40	19	21	12
	<60	21	24	21
NELSON MANDELA Total		40	45	33
O R TAMBO COASTAL	<40	27	24	14
	<60	19	25	15
O R TAMBO COASTAL Total		46	49	29
O R TAMBO INLAND	<40	21	20	8
	<60	33	22	24
O R TAMBO INLAND Total		54	42	32
SARAH BAARTMAN	<40	14	6	11
	<60	11	11	9
SARAH BAARTMAN Total		25	17	20
Grand Total		527	491	388

Pass Rate by Quintile

Quintile	Values	Year			Year		
		'2015	'2016	'2017	'2015	'2016	'2017
'~	Centres	13	14		60.6	60.1	0.0
	ACHIEVED	516	553				
	WROTE	851	920				
'1	Centres	187	195	201	49.2	49.7	59.5
	ACHIEVED	10,532	10,776	10,101			
	WROTE	21,411	21,680	16,981			
'2	Centres	187	190	193	50.1	55.4	61.4
	ACHIEVED	8,834	9,054	8,124			
	WROTE	17,632	16,338	13,225			
'3	Centres	373	381	378	55.1	58.0	61.8
	ACHIEVED	19,034	18,865	16,393			
	WROTE	34,574	32,536	26,520			
'4	Centres	39	39	39	82.8	82.9	80.4
	ACHIEVED	2,948	2,670	2,308			
	WROTE	3,559	3,219	2,869			
'5	Centres	50	50	50	95.9	95.8	94.3
	ACHIEVED	5,390	5,186	5,110			
	WROTE	5,618	5,413	5,420			
'99	Centres	41	41	50	72.8	76.6	73.9
	ACHIEVED	1,868	1,875	1,945			
	WROTE	2,567	2,449	2,633			
~ Centre's not Classified per Quintile							

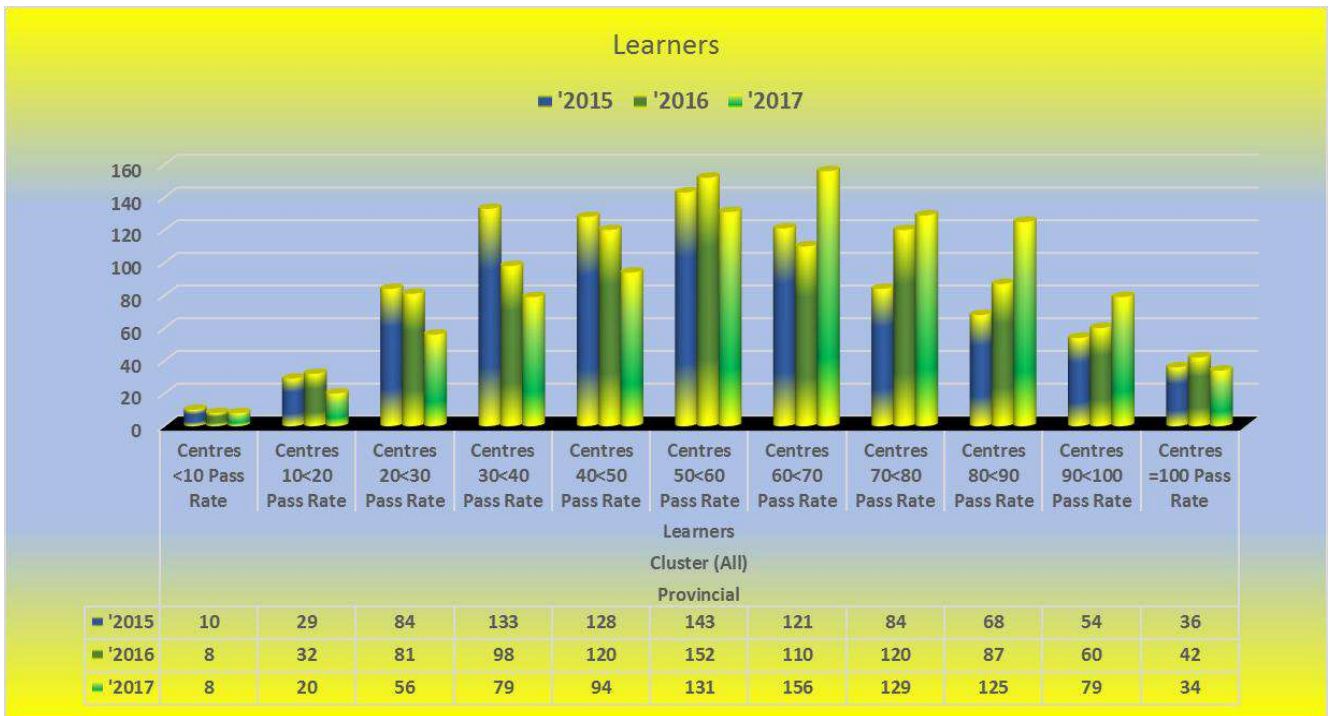
Centres with Zero Pass Rate

Sum of 'WROTE			Year		
% Achieved	Centre	District	'2015	'2016	'2017
0.0	BHONGOLETHU SENIOR SECONDARY SCHOOL - 4301007	AMATHOLE EAST			1
0.0	ISIVIVANE SENIOR SECONDARY - 4331023	CHRIS HANI WEST			17

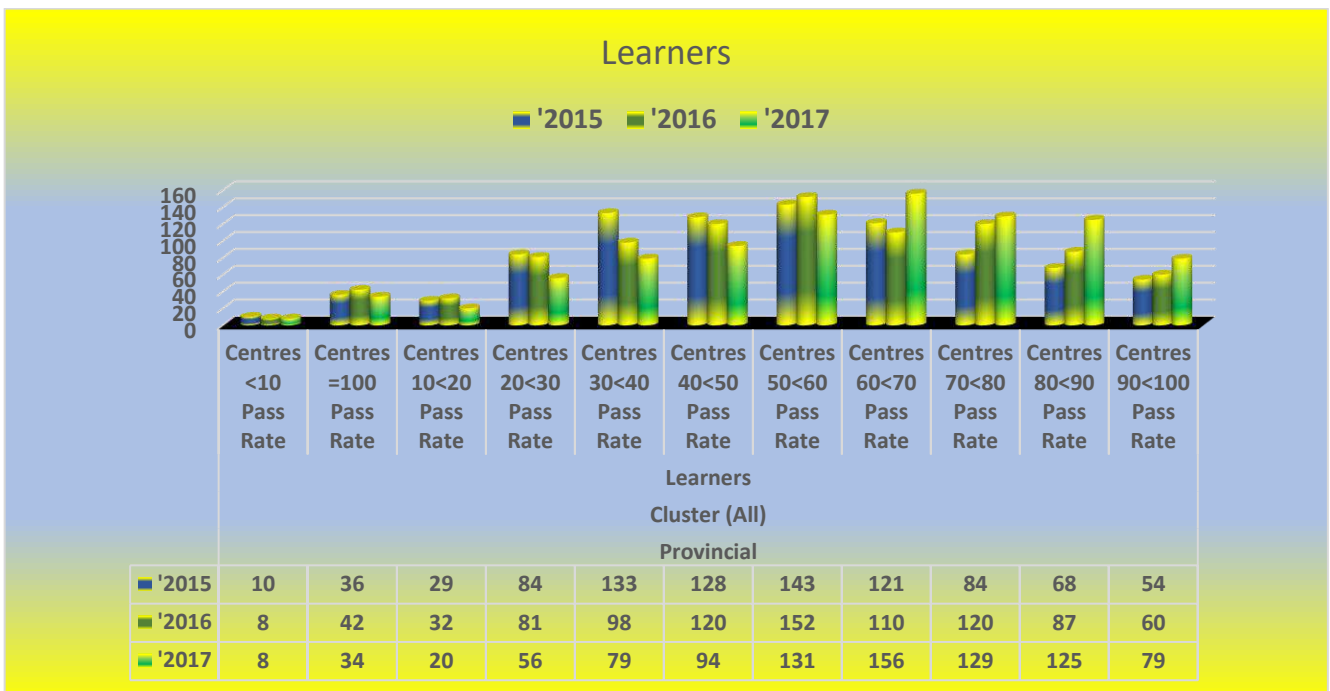
<i>Notes</i>

Pass Rate per Category

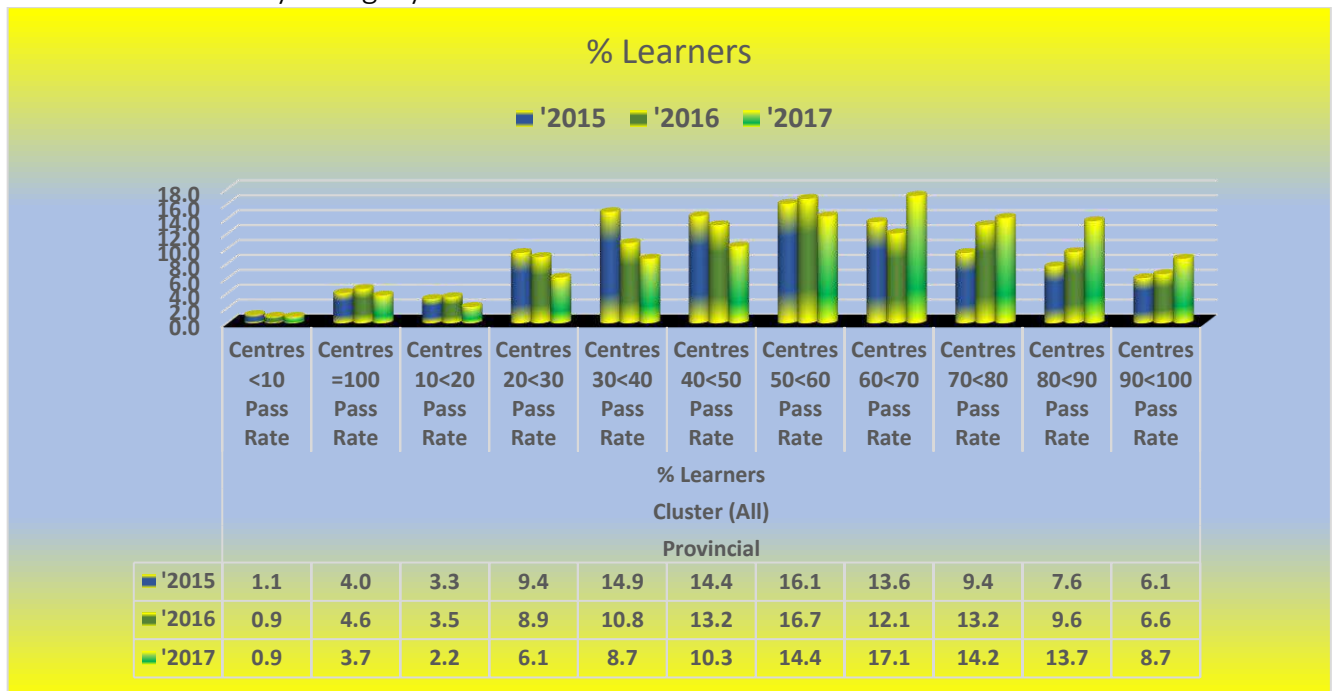
Number of Centres



Number of Learners



% Learners Passed by Category



Notes

Subject Analysis for Province

Subject Name	Values	Year			Year			Difference 2017-2016
		'2015	'2016	'2017	'2015	'2016	'2017	
Accounting	Wrote	17,768	16,354	13,117				
	Passed	9,401	10,112	8,093	52.9	61.8	61.7	-0.1
Afrikaans 1st Additional	Wrote	6,824	6,516	6,012				
	Passed	6,564	6,091	5,763	96.2	93.5	95.9	2.4
Afrikaans 2nd Additional	Wrote	192	202	204				
	Passed	188	199	198	97.9	98.5	97.1	-1.5
Agricultural Management Practices	Wrote	218	286	300				
	Passed	205	265	292	94.0	92.7	97.3	4.7
Agricultural Sciences	Wrote	21,758	22,886	20,244				
	Passed	16,340	16,361	14,678	75.1	71.5	72.5	1.0
Agricultural Technology	Wrote	39	26	20				
	Passed	39	26	20	100.0	100.0	100.0	-
Arabic 2nd Additional	Wrote	6	11	18				
	Passed	6	10	18	100.0	90.9	100.0	9.1
Business Studies	Wrote	28,837	28,247	23,585				
	Passed	19,912	18,275	14,039	69.1	64.7	59.5	-5.2
Civil Technology	Wrote	757	717	654				
	Passed	718	664	613	94.8	92.6	93.7	1.1
Computer Applications Technology	Wrote	4,376	4,085	3,712				
	Passed	3,738	3,526	3,229	85.4	86.3	87.0	0.7
Consumer Studies	Wrote	4,948	4,619	4,168				
	Passed	4,781	4,431	3,993	96.6	95.9	95.8	-0.1
Dance Studies	Wrote	35	22	43				
	Passed	35	22	43	100.0	100.0	100.0	-
Design	Wrote	128	105	79				
	Passed	126	105	79	98.4	100.0	100.0	-
Dramatic Arts	Wrote	381	331	353				
	Passed	380	331	353	99.7	100.0	100.0	-
Economics	Wrote	22,594	21,865	17,324				
	Passed	12,212	11,925	10,412	54.0	54.5	60.1	5.6
Electrical Technology	Wrote	702	730	638				
	Passed	648	700	603	92.3	95.9	94.5	-1.4
Engineering Graphics & Design	Wrote	2,635	2,625	2,488				
	Passed	2,460	2,469	2,294	93.4	94.1	92.2	-1.9
English 1st Additional	Wrote	77,678	79,932	71,006				
	Passed	74,188	76,761	67,018	95.5	96.0	94.4	-1.6
French 2nd Additional	Wrote	9	8	14				
	Passed	9	8	14	100.0	100.0	100.0	-
Geography	Wrote	34,771	34,808	29,894				
	Passed	23,260	24,118	20,867	66.9	69.3	69.8	0.5
German 2nd Additional	Wrote	2	3	2				
	Passed	2	3	2	100.0	100.0	100.0	-
History	Wrote	22,443	23,255	20,566				
	Passed	16,287	17,409	16,328	72.6	74.9	79.4	4.5

Subject Name	Values	Year			Year			Difference 2017-2016
		'2015	'2016	'2017	'2015	'2016	'2017	
Hospitality Studies	Wrote	1,024	968	676	94.5	93.1	95.1	2.0
	Passed	968	901	643				
Information Technology	Wrote	287	288	223	94.8	94.8	87.4	-7.3
	Passed	272	273	195				
IsiXhosa 1st Additional	Wrote	1,401	1,311	1,443	100.0	100.0	99.8	-0.2
	Passed	1,401	1,311	1,440				
IsiXhosa 2nd Additional	Wrote	5		4	100.0		100.0	100.0
	Passed	5		4				
IsiZulu 1st Additional	Wrote			1			100.0	100.0
	Passed			1				
Life Orientation	Wrote	87,212	90,068	81,055	99.5	99.4	99.7	0.3
	Passed	86,790	89,502	80,790				
Life Sciences	Wrote	49,672	50,142	44,386	59.9	61.7	68.5	6.8
	Passed	29,753	30,932	30,412				
Mathematical Literacy	Wrote	48,021	44,746	34,609	55.6	56.1	64.4	8.3
	Passed	26,719	25,088	22,274				
Mathematics	Wrote	38,628	39,452	35,994	37.4	37.5	42.3	4.8
	Passed	14,440	14,794	15,221				
Mechanical Technology	Wrote	630	636	492	94.0	89.2	93.5	4.3
	Passed	592	567	460				
Music	Wrote	317	335	313	95.3	97.0	99.0	2.0
	Passed	302	325	310				
Physical Sciences	Wrote	27,430	27,449	24,805	45.9	49.6	57.3	7.7
	Passed	12,587	13,617	14,221				
Portuguese 2nd Additional	Wrote	1			100.0			-
	Passed	1						
Religion Studies	Wrote	844	904	775	86.5	87.9	83.1	-4.8
	Passed	730	795	644				
Sesotho 1st Additional	Wrote		1			100.0		-100.0
	Passed		1					
Spanish 2nd Additional	Wrote		1	1		100.0	100.0	-
	Passed		1	1				
Tourism	Wrote	19,693	19,789	15,982	93.3	95.2	95.3	0.1
	Passed	18,375	18,848	15,236				
Visual Arts	Wrote	391	338	302	82.9	90.5	98.0	7.5
	Passed	324	306	296				
Afrikaans Home	Wrote	4,931	4,557	4,181	92.5	88.5	81.7	-6.8
	Passed	4,559	4,031	3,414				
English Home	Wrote	8,836	8,500	8,049	94.4	93.9	91.1	-2.8
	Passed	8,343	7,980	7,334				
IsiXhosa Home	Wrote	71,224	74,466	66,142	99.7	99.8	99.8	0.0
	Passed	71,020	74,290	65,977				
Isizulu Home	Wrote	7	5	8	100.0	80.0	100.0	20.0
	Passed	7	4	8				
Sesotho Home	Wrote	2,049	1,852	1,540	99.7	99.2	99.3	0.1
	Passed	2,042	1,837	1,529				

Subject Analysis for Clusters

Subjects Excluding Home Language (Cluster A)

Subject Name	Values	Year			Year			Difference 2017-2016
		'2015	'2016	'2017	'2015	'2016	'2017	
Accounting	Wrote	8,729	8,065	6,546				
	Passed	4,604	4,851	4,100	52.7	60.1	62.6	2.5
Afrikaans 1st Additional	Wrote	736	707	686				
	Passed	693	624	641	94.2	88.3	93.4	5.2
Afrikaans 2nd Additional	Wrote	10						
	Passed	10			100.0			–
Agricultural Management Practices	Wrote	61	139	155				
	Passed	58	133	154	95.1	95.7	99.4	3.7
Agricultural Sciences	Wrote	12,831	13,772	12,370				
	Passed	9,830	10,025	9,322	76.6	72.8	75.4	2.6
Agricultural Technology	Wrote	7						
	Passed	7			100.0			–
Business Studies	Wrote	11,273	11,249	9,161				
	Passed	7,797	7,254	5,526	69.2	64.5	60.3	-4.2
Civil Technology	Wrote	417	385	353				
	Passed	384	342	321	92.1	88.8	90.9	2.1
Computer Applications Technology	Wrote	964	877	720				
	Passed	823	751	607	85.4	85.6	84.3	-1.3
Consumer Studies	Wrote	1,731	1,654	1,338				
	Passed	1,674	1,551	1,255	96.7	93.8	93.8	0.0
Dance Studies	Wrote	22	15	25				
	Passed	22	15	25	100.0	100.0	100.0	–
Design	Wrote	27	23	11				
	Passed	26	23	11	96.3	100.0	100.0	–
Dramatic Arts	Wrote	128	88	100				
	Passed	128	88	100	100.0	100.0	100.0	–
Economics	Wrote	11,460	11,093	8,911				
	Passed	6,501	6,276	5,659	56.7	56.6	63.5	6.9
Electrical Technology	Wrote	401	384	356				
	Passed	370	361	331	92.3	94.0	93.0	-1.0
Engineering Graphics & Design	Wrote	1,087	1,088	1,085				
	Passed	1,014	1,001	999	93.3	92.0	92.1	0.1
English 1st Additional	Wrote	40,882	42,861	38,506				
	Passed	38,723	40,983	36,212	94.7	95.6	94.0	-1.6
Geography	Wrote	19,174	19,577	16,446				
	Passed	12,935	13,785	11,839	67.5	70.4	72.0	1.6
History	Wrote	9,622	10,192	9,120				
	Passed	6,758	7,574	7,207	70.2	74.3	79.0	4.7
Hospitality Studies	Wrote	280	246	199				
	Passed	240	195	179	85.7	79.3	89.9	10.7
Information Technology	Wrote	46	49	50				
	Passed	44	36	40	95.7	73.5	80.0	6.5
IsiXhosa 1st Additional	Wrote	31	25	55				

Subject Name	Values	Year			Year			Difference 2017-2016
		'2015	'2016	'2017	'2015	'2016	'2017	
	Passed	31	25	55	100.0	100.0	100.0	-
IsiXhosa 2nd Additional	Wrote	2						
	Passed	2			100.0			-
Isizulu 1st Additional	Wrote			1				
	Passed			1			100.0	100.0
Life Orientation	Wrote	42,037	44,518	40,416				
	Passed	41,867	44,285	40,378	99.6	99.5	99.9	0.4
Life Sciences	Wrote	25,334	26,793	23,657				
	Passed	15,521	16,734	16,583	61.3	62.5	70.1	7.6
Mathematical Literacy	Wrote	19,096	17,410	13,074				
	Passed	9,090	8,609	7,824	47.6	49.4	59.8	10.4
Mathematics	Wrote	22,727	23,689	20,802				
	Passed	7,596	8,240	8,472	33.4	34.8	40.7	5.9
Mechanical Technology	Wrote	200	263	180				
	Passed	178	220	173	89.0	83.7	96.1	12.5
Music	Wrote	94	112	102				
	Passed	91	112	102	96.8	100.0	100.0	-
Physical Sciences	Wrote	15,891	16,272	14,442				
	Passed	6,903	7,828	8,301	43.4	48.1	57.5	9.4
Portuguese 2nd Additional	Wrote	1						
	Passed	1			100.0			-
Religion Studies	Wrote	466	401	306				
	Passed	395	336	263	84.8	83.8	85.9	2.2
Spanish 2nd Additional	Wrote			1				
	Passed			1			100.0	100.0
Tourism	Wrote	6,262	6,510	5,476				
	Passed	5,964	6,271	5,259	95.2	96.3	96.0	-0.3
Visual Arts	Wrote	55	44	33				
	Passed	38	41	32	69.1	93.2	97.0	3.8

Subjects Home Languages (Cluster A)

Subject Name	Values	Year			Year			Difference 2017-2016
		'2015	'2016	'2017	'2015	'2016	'2017	
Afrikaans Home	Wrote	121	120	132				
	Passed	118	105	109	97.5	87.5	82.6	-4.9
English Home	Wrote	808	795	814				
	Passed	755	727	693	93.4	91.4	85.1	-6.3
IsiXhosa Home	Wrote	38,773	41,173	37,082				
	Passed	38,674	41,090	37,007	99.7	99.8	99.8	0.0
Isizulu Home	Wrote	7	5	8				
	Passed	7	4	8	100.0	80.0	100.0	20.0
Sesotho Home	Wrote	1,988	1,844	1,536				
	Passed	1,981	1,829	1,525	99.6	99.2	99.3	0.1

Subjects Excluding Home Language (Cluster B)

Subject Name	Values	Year			'2015	'2016	'2017	Difference 2017-2016
		'2015	'2016	'2017				
Accounting	Wrote	9,039	8,289	6,571	53.1	63.5	60.8	-2.7
	Passed	4,797	5,261	3,993				
Afrikaans 1st Additional	Wrote	6,088	5,809	5,326	96.4	94.1	96.2	2.1
	Passed	5,871	5,467	5,122				
Afrikaans 2nd Additional	Wrote	182	202	204	97.8	98.5	97.1	-1.5
	Passed	178	199	198				
Agricultural Management Practices	Wrote	157	147	145	93.6	89.8	95.2	5.4
	Passed	147	132	138				
Agricultural Sciences	Wrote	8,927	9,114	7,874	72.9	69.5	68.0	-1.5
	Passed	6,510	6,336	5,356				
Agricultural Technology	Wrote	32	26	20	100.0	100.0	100.0	-
	Passed	32	26	20				
Arabic 2nd Additional	Wrote	6	11	18	100.0	90.9	100.0	9.1
	Passed	6	10	18				
Business Studies	Wrote	17,564	16,998	14,424	69.0	64.8	59.0	-5.8
	Passed	12,115	11,021	8,513				
Civil Technology	Wrote	340	332	301	98.2	97.0	97.0	0.0
	Passed	334	322	292				
Computer Applications Technology	Wrote	3,412	3,208	2,992	85.4	86.5	87.6	1.1
	Passed	2,915	2,775	2,622				
Consumer Studies	Wrote	3,217	2,965	2,830	96.6	97.1	96.7	-0.4
	Passed	3,107	2,880	2,738				
Dance Studies	Wrote	13	7	18	100.0	100.0	100.0	-
	Passed	13	7	18				
Design	Wrote	101	82	68	99.0	100.0	100.0	-
	Passed	100	82	68				
Dramatic Arts	Wrote	253	243	253	99.6	100.0	100.0	-
	Passed	252	243	253				
Economics	Wrote	11,134	10,772	8,413	51.3	52.4	56.5	4.1
	Passed	5,711	5,649	4,753				
Electrical Technology	Wrote	301	346	282	92.4	98.0	96.5	-1.5
	Passed	278	339	272				
Engineering Graphics & Design	Wrote	1,548	1,537	1,403	93.4	95.5	92.3	-3.2
	Passed	1,446	1,468	1,295				
English 1st Additional	Wrote	36,796	37,071	32,500	96.4	96.5	94.8	-1.7
	Passed	35,465	35,778	30,806				
French 2nd Additional	Wrote	9	8	14	100.0	100.0	100.0	-
	Passed	9	8	14				
Geography	Wrote	15,597	15,231	13,448	66.2	67.8	67.1	-0.7
	Passed	10,325	10,333	9,028				
German 2nd Additional	Wrote	2	3	2	100.0	100.0	100.0	-
	Passed	2	3	2				
History	Wrote	12,821	13,063	11,446	74.3	75.3	79.7	4.4
	Passed	9,529	9,835	9,121				
Hospitality Studies	Wrote	744	722	477				

Subject Name	Values	Year			Year			Difference 2017-2016
		'2015	'2016	'2017	'2015	'2016	'2017	
	Passed	728	706	464	97.8	97.8	97.3	-0.5
Information Technology	Wrote	241	239	173				
	Passed	228	237	155	94.6	99.2	89.6	-9.6
IsiXhosa 1st Additional	Wrote	1,370	1,286	1,388				
	Passed	1,370	1,286	1,385	100.0	100.0	99.8	-0.2
IsiXhosa 2nd Additional	Wrote	3		4				
	Passed	3		4	100.0		100.0	100.0
Life Orientation	Wrote	45,175	45,550	40,639				
	Passed	44,923	45,217	40,412	99.4	99.3	99.4	0.2
Life Sciences	Wrote	24,338	23,349	20,729				
	Passed	14,232	14,198	13,829	58.5	60.8	66.7	5.9
Mathematical Literacy	Wrote	28,925	27,336	21,535				
	Passed	17,629	16,479	14,450	60.9	60.3	67.1	6.8
Mathematics	Wrote	15,901	15,763	15,192				
	Passed	6,844	6,554	6,749	43.0	41.6	44.4	2.8
Mechanical Technology	Wrote	430	373	312				
	Passed	414	347	287	96.3	93.0	92.0	-1.0
Music	Wrote	223	223	211				
	Passed	211	213	208	94.6	95.5	98.6	3.1
Physical Sciences	Wrote	11,539	11,177	10,363				
	Passed	5,684	5,789	5,920	49.3	51.8	57.1	5.3
Religion Studies	Wrote	378	503	469				
	Passed	335	459	381	88.6	91.3	81.2	-10.0
Sesotho 1st Additional	Wrote		1					
	Passed		1			100.0		-100.0
Spanish 2nd Additional	Wrote		1					
	Passed		1			100.0		-100.0
Tourism	Wrote	13,431	13,279	10,506				
	Passed	12,411	12,577	9,977	92.4	94.7	95.0	0.3
Visual Arts	Wrote	336	294	269				
	Passed	286	265	264	85.1	90.1	98.1	8.0

Subjects Home Languages (Cluster B)

Subject Name	Values	Year			Year			Difference 2017-2016
		'2015	'2016	'2017	'2015	'2016	'2017	
Afrikaans Home	Wrote	4,810	4,437	4,049				
	Passed	4,441	3,926	3,305	92.3	88.5	81.6	-6.9
English Home	Wrote	8,028	7,705	7,235				
	Passed	7,588	7,253	6,641	94.5	94.1	91.8	-2.3
IsiXhosa Home	Wrote	32,451	33,293	29,060				
	Passed	32,346	33,200	28,970	99.7	99.7	99.7	0.0
Sesotho Home	Wrote	61	8	4				
	Passed	61	8	4	100.0	100.0	100.0	-

Subject Name	Values	Year			Year			Difference 2017-2016
		'2015	'2016	'2017	'2015	'2016	'2017	
Accounting	Wrote	996	1,033	777				
	Passed	500	602	453	50.2	58.3	58.3	0.0
Agricultural Sciences	Wrote	1,307	1,437	1,287				
	Passed	1,085	1,117	1,002	83.0	77.7	77.9	0.1
Business Studies	Wrote	1,230	1,537	1,184				
	Passed	892	1,016	618	72.5	66.1	52.2	-13.9
Civil Technology	Wrote	53	78	57				
	Passed	51	71	47	96.2	91.0	82.5	-8.6
Computer Applications Technology	Wrote	104	78	57				
	Passed	79	60	31	76.0	76.9	54.4	-22.5
Consumer Studies	Wrote	116	147	146				
	Passed	114	142	134	98.3	96.6	91.8	-4.8
Dramatic Arts	Wrote	55	46	46				
	Passed	55	46	46	100.0	100.0	100.0	-
Economics	Wrote	1,439	1,683	1,239				
	Passed	803	952	707	55.8	56.6	57.1	0.5
Electrical Technology	Wrote	103	62	53				
	Passed	97	58	48	94.2	93.5	90.6	-3.0
Engineering Graphics & Design	Wrote	125	163	153				
	Passed	120	140	133	96.0	85.9	86.9	1.0
English 1st Additional	Wrote	4,028	4,818	4,564				
	Passed	3,802	4,558	4,267	94.4	94.6	93.5	-1.1
Geography	Wrote	1,631	1,983	1,683				
	Passed	1,080	1,395	1,094	66.2	70.3	65.0	-5.3
History	Wrote	645	849	871				
	Passed	462	663	643	71.6	78.1	73.8	-4.3
Hospitality Studies	Wrote	34	4	3				
	Passed	34	4	3	100.0	100.0	100.0	-
Life Orientation	Wrote	4,073	4,879	4,698				
	Passed	4,069	4,864	4,691	99.9	99.7	99.9	0.2
Life Sciences	Wrote	2,176	2,629	2,533				
	Passed	1,298	1,612	1,607	59.7	61.3	63.4	2.1
Mathematical Literacy	Wrote	1,960	2,098	1,605				
	Passed	1,055	1,080	1,001	53.8	51.5	62.4	10.9
Mathematics	Wrote	2,145	2,690	2,187				
	Passed	804	944	1,053	37.5	35.1	48.1	13.1
Mechanical Technology	Wrote	33	59	43				
	Passed	33	55	41	100.0	93.2	95.3	2.1
Physical Sciences	Wrote	1,628	1,863	1,604				
	Passed	659	861	988	40.5	46.2	61.6	15.4
Tourism	Wrote	585	785	803				
	Passed	543	722	743	92.8	92.0	92.5	0.6
IsiXhosa Home	Wrote	4,026	4,825	4,572				
	Passed	4,025	4,822	4,562	100.0	99.9	99.8	-0.2

Subject Name	Values	Year			Year			Difference 2017-2016
		'2015	'2016	'2017	'2015	'2016	'2017	
Accounting	Wrote	1,816	1,654	1,356				
	Passed	899	1,061	814	49.5	64.1	60.0	-4.1
Afrikaans 1st Additional	Wrote	86	133	117				
	Passed	84	108	109	97.7	81.2	93.2	12.0
Agricultural Management Practices	Wrote	6	39	84				
	Passed	6	33	83	100.0	84.6	98.8	14.2
Agricultural Sciences	Wrote	2,943	3,124	2,794				
	Passed	2,320	2,304	2,101	78.8	73.8	75.2	1.4
Business Studies	Wrote	1,984	2,078	1,676				
	Passed	1,362	1,481	1,014	68.6	71.3	60.5	-10.8
Civil Technology	Wrote	38	32	31				
	Passed	38	31	28	100.0	96.9	90.3	-6.6
Computer Applications Technology	Wrote	152	147	155				
	Passed	139	118	137	91.4	80.3	88.4	8.1
Consumer Studies	Wrote	399	390	292				
	Passed	399	382	283	100.0	97.9	96.9	-1.0
Dramatic Arts	Wrote	8						
	Passed	8			100.0			-
Economics	Wrote	2,417	2,274	1,947				
	Passed	1,345	1,387	1,274	55.6	61.0	65.4	4.4
Electrical Technology	Wrote	70	102	89				
	Passed	66	99	87	94.3	97.1	97.8	0.7
Engineering Graphics & Design	Wrote	170	200	203				
	Passed	166	198	193	97.6	99.0	95.1	-3.9
English 1st Additional	Wrote	7,500	8,000	7,101				
	Passed	7,193	7,798	6,789	95.9	97.5	95.6	-1.9
Geography	Wrote	2,838	3,115	2,597				
	Passed	2,086	2,316	1,972	73.5	74.3	75.9	1.6
History	Wrote	1,709	2,044	1,780				
	Passed	1,207	1,550	1,459	70.6	75.8	82.0	6.1
Isixhosa 1st Additional	Wrote	9	12	51				
	Passed	9	12	51	100.0	100.0	100.0	-
Isixhosa 2nd Additional	Wrote	2						
	Passed	2			100.0			-
Isizulu 1st Additional	Wrote			1				
	Passed			1			100.0	100.0
Life Orientation	Wrote	7,659	8,307	7,441				
	Passed	7,560	8,298	7,440	98.7	99.9	100.0	0.1
Life Sciences	Wrote	4,404	4,733	4,194				
	Passed	2,848	3,084	2,958	64.7	65.2	70.5	5.4
Mathematical Literacy	Wrote	3,627	3,658	2,874				
	Passed	1,811	1,987	1,747	49.9	54.3	60.8	6.5
Mathematics	Wrote	3,961	3,858	3,435				
	Passed	1,062	1,212	1,139	26.8	31.4	33.2	1.7
Mechanical Technology	Wrote	36	37	20				

Amathole East

Subject Name	Values	Year			Year			Difference 2017-2016
		'2015	'2016	'2017	'2015	'2016	'2017	
Accounting	Wrote	2,274	2,260	1,723				
	Passed	1,311	1,436	1,132	57.7	63.5	65.7	2.2
Afrikaans 1st Additional	Wrote	67	70	50				
	Passed	60	54	43	89.6	77.1	86.0	8.9
Afrikaans 2nd Additional	Wrote	1						
	Passed	1			100.0			-
Agricultural Management Practices	Wrote			27				
	Passed			27			100.0	100.0
Agricultural Sciences	Wrote	3,100	3,285	3,034				
	Passed	2,422	2,263	2,092	78.1	68.9	69.0	0.1
Business Studies	Wrote	2,647	2,834	2,303				
	Passed	1,816	1,776	1,243	68.6	62.7	54.0	-8.7
Civil Technology	Wrote	65	96	97				
	Passed	64	87	93	98.5	90.6	95.9	5.3
Computer Applications Technology	Wrote	247	233	282				
	Passed	149	161	166	60.3	69.1	58.9	-10.2
Consumer Studies	Wrote	333	347	246				
	Passed	329	343	238	98.8	98.8	96.7	-2.1
Design	Wrote	2	6	2				
	Passed	2	6	2	100.0	100.0	100.0	-
Economics	Wrote	3,395	3,407	2,663				
	Passed	2,015	1,939	1,571	59.4	56.9	59.0	2.1
Electrical Technology	Wrote	52	90	66				
	Passed	50	86	63	96.2	95.6	95.5	-0.1
Engineering Graphics & Design	Wrote	140	219	187				
	Passed	138	215	178	98.6	98.2	95.2	-3.0
English 1st Additional	Wrote	8,938	9,392	8,575				
	Passed	8,409	8,823	7,682	94.1	93.9	89.6	-4.4
Geography	Wrote	2,910	2,958	2,760				
	Passed	2,199	2,116	1,807	75.6	71.5	65.5	-6.1
History	Wrote	2,106	2,319	2,100				
	Passed	1,523	1,633	1,432	72.3	70.4	68.2	-2.2
Hospitality Studies	Wrote	12	8					
	Passed	11	8		91.7	100.0		-100.0
Information Technology	Wrote	32	35	16				
	Passed	27	35	11	84.4	100.0	68.8	-31.3
IsiXhosa 1st Additional	Wrote	110	124	102				
	Passed	110	124	102	100.0	100.0	100.0	-
Life Orientation	Wrote	9,349	10,040	9,039				
	Passed	9,312	10,022	9,027	99.6	99.8	99.9	0.0
Life Sciences	Wrote	6,063	6,127	5,451				
	Passed	3,762	3,562	3,435	62.0	58.1	63.0	4.9
Mathematical Literacy	Wrote	3,848	3,824	2,790				
	Passed	1,838	1,605	1,426	47.8	42.0	51.1	9.1
Mathematics	Wrote	5,393	5,393	5,058				

Subject Name	Values	Year			Year			Difference 2017-2016
		'2015	'2016	'2017	'2015	'2016	'2017	
	Passed	1,582	1,428	1,594	29.3	26.5	31.5	5.0
Mechanical Technology	Wrote	22	32	22				
	Passed	18	29	22	81.8	90.6	100.0	9.4
Music	Wrote	41	47	33				
	Passed	37	47	33	90.2	100.0	100.0	-
Physical Sciences	Wrote	3,631	3,593	3,417				
	Passed	1,582	1,539	1,751	43.6	42.8	51.2	8.4
Tourism	Wrote	1,067	1,095	907				
	Passed	987	1,050	829	92.5	95.9	91.4	-4.5
Visual Arts	Wrote	31	42	36				
	Passed	8	30	31	25.8	71.4	86.1	14.7
English Home	Wrote	294	336	153				
	Passed	266	296	125	90.5	88.1	81.7	-6.4
IsiXhosa Home	Wrote	9,059	9,614	8,638				
	Passed	9,035	9,599	8,607	99.7	99.8	99.6	-0.2
Sesotho Home	Wrote	6						
	Passed	6			100.0			-

<i>Notes</i>

Amathole West

Subject Name	Values	Year			Year			Difference 2017-2016
		'2015	'2016	'2017	'2015	'2016	'2017	
Accounting	Wrote	696	583	405				
	Passed	248	323	188	35.6	55.4	46.4	-9.0
Afrikaans 1st Additional	Wrote	226	216	180				
	Passed	214	193	172	94.7	89.4	95.6	6.2
Agricultural Management Practices	Wrote	75	59	40				
	Passed	75	59	40	100.0	100.0	100.0	-
Agricultural Sciences	Wrote	2,326	2,533	2,296				
	Passed	1,653	1,720	1,545	71.1	67.9	67.3	-0.6
Agricultural Technology	Wrote	31	16	8				
	Passed	31	16	8	100.0	100.0	100.0	-
Business Studies	Wrote	1,341	1,339	1,039				
	Passed	812	766	485	60.6	57.2	46.7	-10.5
Civil Technology	Wrote	51	22	26				
	Passed	50	22	26	98.0	100.0	100.0	-
Computer Applications Technology	Wrote	123	109	70				
	Passed	103	71	61	83.7	65.1	87.1	22.0
Consumer Studies	Wrote	212	134	131				
	Passed	191	116	119	90.1	86.6	90.8	4.3
Economics	Wrote	1,175	1,062	868				
	Passed	502	488	429	42.7	46.0	49.4	3.5
Electrical Technology	Wrote	17	12	21				
	Passed	16	11	21	94.1	91.7	100.0	8.3
Engineering Graphics & Design	Wrote	107	62	68				
	Passed	98	60	65	91.6	96.8	95.6	-1.2
English 1st Additional	Wrote	4,552	4,639	4,110				
	Passed	4,333	4,463	3,885	95.2	96.2	94.5	-1.7
Geography	Wrote	1,224	1,337	1,171				
	Passed	713	795	684	58.3	59.5	58.4	-1.0
History	Wrote	1,182	1,478	1,309				
	Passed	836	1,033	986	70.7	69.9	75.3	5.4
Hospitality Studies	Wrote	109	103	83				
	Passed	104	101	79	95.4	98.1	95.2	-2.9
IsiXhosa 1st Additional	Wrote	96	30	37				
	Passed	96	30	37	100.0	100.0	100.0	-
Life Orientation	Wrote	4,877	4,970	4,472				
	Passed	4,830	4,895	4,427	99.0	98.5	99.0	0.5
Life Sciences	Wrote	2,686	2,793	2,619				
	Passed	1,392	1,405	1,449	51.8	50.3	55.3	5.0
Mathematical Literacy	Wrote	3,680	3,651	2,871				
	Passed	1,905	1,783	1,562	51.8	48.8	54.4	5.6
Mathematics	Wrote	1,132	1,153	1,268				
	Passed	391	350	436	34.5	30.4	34.4	4.0
Mechanical Technology	Wrote	27	11	11				
	Passed	26	11	8	96.3	100.0	72.7	-27.3
Physical Sciences	Wrote	824	839	809				

Subject Name	Values	Year			Year			Difference 2017-2016
		'2015	'2016	'2017	'2015	'2016	'2017	
	Passed	341	358	343	41.4	42.7	42.4	-0.3
Tourism	Wrote	2,041	2,176	1,694				
	Passed	1,878	2,026	1,566	92.0	93.1	92.4	-0.7
Afrikaans Home	Wrote	59	81	83				
	Passed	55	56	44	93.2	69.1	53.0	-16.1
English Home	Wrote	288	252	219				
	Passed	265	219	189	92.0	86.9	86.3	-0.6
IsiXhosa Home	Wrote	4,595	4,579	4,061				
	Passed	4,572	4,563	4,045	99.5	99.7	99.6	0.0

Notes

Buffalo City

Subject Name	Values	Year			Year			Difference 2017-2016
		'2015	'2016	'2017	'2015	'2016	'2017	
Accounting	Wrote	2,341	2,167	1,783				
	Passed	1,194	1,408	1,028	51.0	65.0	57.7	-7.3
Afrikaans 1st Additional	Wrote	1,982	1,859	1,776				
	Passed	1,884	1,698	1,663	95.1	91.3	93.6	2.3
Agricultural Management Practices	Wrote	29	35	22				
	Passed	24	31	15	82.8	88.6	68.2	-20.4
Agricultural Sciences	Wrote	1,626	1,572	1,082				
	Passed	1,126	1,089	672	69.2	69.3	62.1	-7.2
Business Studies	Wrote	3,946	3,935	3,241				
	Passed	2,902	2,709	2,016	73.5	68.8	62.2	-6.6
Civil Technology	Wrote	87	38	55				
	Passed	85	38	51	97.7	100.0	92.7	-7.3
Computer Applications Technology	Wrote	705	638	635				
	Passed	614	535	523	87.1	83.9	82.4	-1.5
Consumer Studies	Wrote	735	749	634				
	Passed	730	745	623	99.3	99.5	98.3	-1.2
Design	Wrote	13	11	5				
	Passed	12	11	5	92.3	100.0	100.0	-
Dramatic Arts	Wrote	98	123	106				
	Passed	98	123	106	100.0	100.0	100.0	-
Economics	Wrote	2,356	2,419	1,872				
	Passed	1,272	1,372	1,124	54.0	56.7	60.0	3.3
Electrical Technology	Wrote	70	89	75				
	Passed	70	89	74	100.0	100.0	98.7	-1.3
Engineering Graphics & Design	Wrote	412	346	375				
	Passed	372	329	331	90.3	95.1	88.3	-6.8
English 1st Additional	Wrote	7,471	7,892	6,341				
	Passed	7,207	7,602	6,072	96.5	96.3	95.8	-0.6
Geography	Wrote	3,789	3,723	3,395				
	Passed	2,476	2,575	2,338	65.3	69.2	68.9	-0.3
History	Wrote	3,239	3,167	2,768				
	Passed	2,466	2,484	2,312	76.1	78.4	83.5	5.1
Hospitality Studies	Wrote	251	246	156				
	Passed	249	240	156	99.2	97.6	100.0	2.4
Information Technology	Wrote	49	59	43				
	Passed	49	59	42	100.0	100.0	97.7	-2.3
IsiXhosa 1st Additional	Wrote	454	447	462				
	Passed	454	447	461	100.0	100.0	99.8	-0.2
Life Orientation	Wrote	10,230	10,532	8,890				
	Passed	10,123	10,409	8,839	99.0	98.8	99.4	0.6
Life Sciences	Wrote	5,058	4,884	4,307				
	Passed	3,100	3,212	2,994	61.3	65.8	69.5	3.7
Mathematical Literacy	Wrote	6,861	6,619	4,850				
	Passed	4,398	4,308	3,379	64.1	65.1	69.7	4.6
Mathematics	Wrote	3,354	3,349	3,443				

Subject Name	Values	Year			Year			Difference
		'2015	'2016	'2017	'2015	'2016	'2017	2017-2016
	Passed	1,719	1,757	1,787	51.3	52.5	51.9	-0.6
Mechanical Technology	Wrote	103	78	84				
	Passed	99	77	83	96.1	98.7	98.8	0.1
Music	Wrote	34	25	37				
	Passed	34	25	37	100.0	100.0	100.0	-
Physical Sciences	Wrote	2,694	2,482	2,367				
	Passed	1,387	1,413	1,428	51.5	56.9	60.3	3.4
Tourism	Wrote	3,538	3,578	2,333				
	Passed	3,229	3,373	2,207	91.3	94.3	94.6	0.3
Visual Arts	Wrote	92	71	50				
	Passed	73	59	50	79.3	83.1	100.0	16.9
Afrikaans Home	Wrote	190	217	180				
	Passed	187	201	165	98.4	92.6	91.7	-1.0
English Home	Wrote	2,643	2,499	2,448				
	Passed	2,505	2,391	2,227	94.8	95.7	91.0	-4.7
IsiXhosa Home	Wrote	7,314	7,868	6,349				
	Passed	7,289	7,831	6,324	99.7	99.5	99.6	0.1

Notes

Subject Name	Values	Year			Year			Difference 2017-2016
		'2015	'2016	'2017	'2015	'2016	'2017	
Accounting	Wrote	903	936	829				
	Passed	502	536	497	55.6	57.3	60.0	2.7
Afrikaans 1st Additional	Wrote	23	33	27				
	Passed	23	27	24	100.0	81.8	88.9	7.1
Agricultural Management Practices	Wrote	31	63	33				
	Passed	29	63	33	93.5	100.0	100.0	-
Agricultural Sciences	Wrote	1,680	2,026	1,793				
	Passed	1,256	1,365	1,280	74.8	67.4	71.4	4.0
Business Studies	Wrote	1,208	1,231	1,073				
	Passed	804	695	594	66.6	56.5	55.4	-1.1
Civil Technology	Wrote	32	37	39				
	Passed	31	30	37	96.9	81.1	94.9	13.8
Computer Applications Technology	Wrote	152	148	85				
	Passed	134	130	69	88.2	87.8	81.2	-6.7
Consumer Studies	Wrote	318	290	242				
	Passed	300	243	215	94.3	83.8	88.8	5.0
Economics	Wrote	987	1,133	976				
	Passed	539	548	584	54.6	48.4	59.8	11.5
Electrical Technology	Wrote	54	30	34				
	Passed	49	24	31	90.7	80.0	91.2	11.2
Engineering Graphics & Design	Wrote	122	100	118				
	Passed	107	77	103	87.7	77.0	87.3	10.3
English 1st Additional	Wrote	4,673	5,279	4,781				
	Passed	4,457	5,047	4,494	95.4	95.6	94.0	-1.6
Geography	Wrote	2,179	2,453	2,093				
	Passed	1,466	1,680	1,486	67.3	68.5	71.0	2.5
History	Wrote	901	1,102	906				
	Passed	594	704	602	65.9	63.9	66.4	2.6
Information Technology	Wrote	9	12	20				
	Passed	9	8	11	100.0	66.7	55.0	-11.7
Life Orientation	Wrote	4,755	5,422	4,922				
	Passed	4,752	5,299	4,920	99.9	97.7	100.0	2.2
Life Sciences	Wrote	3,102	3,659	3,154				
	Passed	1,917	2,206	2,329	61.8	60.3	73.8	13.6
Mathematical Literacy	Wrote	1,781	1,883	1,284				
	Passed	906	902	749	50.9	47.9	58.3	10.4
Mathematics	Wrote	2,926	3,165	3,051				
	Passed	1,073	1,216	1,309	36.7	38.4	42.9	4.5
Mechanical Technology	Wrote		13	10				
	Passed		5	10		38.5	100.0	61.5
Physical Sciences	Wrote	1,905	2,056	1,993				
	Passed	887	985	1,127	46.6	47.9	56.5	8.6
Religion Studies	Wrote	53	67	58				
	Passed	53	67	57	100.0	100.0	98.3	-1.7
Tourism	Wrote	389	382	312				

Subject Name	Values	Year			Year			Difference 2017-2016
		'2015	'2016	'2017	'2015	'2016	'2017	
	Passed	375	369	301	96.4	96.6	96.5	-0.1
Visual Arts	Wrote	4	5	7				
	Passed	4	5	7	100.0	100.0	100.0	-
Afrikaans Home	Wrote		2	1				
	Passed		2			100.0		-100.0
English Home	Wrote	24	37	27				
	Passed	24	31	23	100.0	83.8	85.2	1.4
IsiXhosa Home	Wrote	4,681	5,307	4,814				
	Passed	4,671	5,298	4,807	99.8	99.8	99.9	0.0

Notes

Subject Name	Values	Year			Year			Difference 2017-2016
		'2015	'2016	'2017	'2015	'2016	'2017	
Accounting	Wrote	1,171	936	837				
	Passed	577	577	480	49.3	61.6	57.3	-4.3
Afrikaans 1st Additional	Wrote	433	381	325				
	Passed	406	374	310	93.8	98.2	95.4	-2.8
Afrikaans 2nd Additional	Wrote	77	55	26				
	Passed	74	54	24	96.1	98.2	92.3	-5.9
Agricultural Management Practices	Wrote	53	53	56				
	Passed	48	42	56	90.6	79.2	100.0	20.8
Agricultural Sciences	Wrote	1,556	1,412	1,217				
	Passed	1,118	1,054	874	71.9	74.6	71.8	-2.8
Agricultural Technology	Wrote	1	10	12				
	Passed	1	10	12	100.0	100.0	100.0	-
Business Studies	Wrote	2,405	2,256	2,146				
	Passed	1,591	1,416	1,266	66.2	62.8	59.0	-3.8
Civil Technology	Wrote	28	36	12				
	Passed	26	36	11	92.9	100.0	91.7	-8.3
Computer Applications Technology	Wrote	457	379	381				
	Passed	377	308	345	82.5	81.3	90.6	9.3
Consumer Studies	Wrote	434	338	367				
	Passed	416	334	358	95.9	98.8	97.5	-1.3
Dramatic Arts	Wrote	24	19	16				
	Passed	23	19	16	95.8	100.0	100.0	-
Economics	Wrote	1,490	1,194	1,129				
	Passed	747	685	660	50.1	57.4	58.5	1.1
Electrical Technology	Wrote	30	22	15				
	Passed	23	22	15	76.7	100.0	100.0	-
Engineering Graphics & Design	Wrote	154	115	97				
	Passed	139	110	87	90.3	95.7	89.7	-6.0
English 1st Additional	Wrote	5,178	4,771	4,406				
	Passed	4,998	4,632	4,260	96.5	97.1	96.7	-0.4
Geography	Wrote	2,523	2,385	2,181				
	Passed	1,584	1,634	1,507	62.8	68.5	69.1	0.6
History	Wrote	1,601	1,508	1,357				
	Passed	1,045	1,091	1,123	65.3	72.3	82.8	10.4
Hospitality Studies	Wrote	161	151	132				
	Passed	153	147	124	95.0	97.4	93.9	-3.4
Information Technology	Wrote	12	11	4				
	Passed	12	10	3	100.0	90.9	75.0	-15.9
IsiXhosa 1st Additional	Wrote	291	269	359				
	Passed	291	269	359	100.0	100.0	100.0	-
IsiXhosa 2nd Additional	Wrote	3		4				
	Passed	3		4	100.0		100.0	100.0
Life Orientation	Wrote	5,930	5,507	5,220				
	Passed	5,896	5,459	5,158	99.4	99.1	98.8	-0.3
Life Sciences	Wrote	3,219	2,858	2,580				

Subject Name	Values	Year			Year			Difference 2017-2016
		'2015	'2016	'2017	'2015	'2016	'2017	
	Passed	1,770	1,787	1,832	55.0	62.5	71.0	8.5
Mathematical Literacy	Wrote	3,860	3,393	3,071				
	Passed	2,114	2,025	2,148	54.8	59.7	69.9	10.3
Mathematics	Wrote	2,028	1,819	1,713				
	Passed	833	767	835	41.1	42.2	48.7	6.6
Mechanical Technology	Wrote	62	29	17				
	Passed	60	26	16	96.8	89.7	94.1	4.5
Physical Sciences	Wrote	1,340	1,250	1,133				
	Passed	641	681	717	47.8	54.5	63.3	8.8
Religion Studies	Wrote	49	111	137				
	Passed	48	110	110	98.0	99.1	80.3	-18.8
Sesotho 1st Additional	Wrote		1					
	Passed		1			100.0		-100.0
Tourism	Wrote	1,268	1,140	958				
	Passed	1,087	1,056	917	85.7	92.6	95.7	3.1
Visual Arts	Wrote	5	12	8				
	Passed	5	12	8	100.0	100.0	100.0	-
Afrikaans Home	Wrote	467	361	416				
	Passed	433	332	371	92.7	92.0	89.2	-2.8
English Home	Wrote	720	659	692				
	Passed	672	638	623	93.3	96.8	90.0	-6.8
IsiXhosa Home	Wrote	4,670	4,396	4,001				
	Passed	4,649	4,390	3,994	99.6	99.9	99.8	0.0
Sesotho Home	Wrote	55	8	4				
	Passed	55	8	4	100.0	100.0	100.0	-

<i>Notes</i>

Subject Name	Values	Year			Year			Difference 2017-2016
		'2015	'2016	'2017	'2015	'2016	'2017	
Accounting	Wrote	700	485	370				
	Passed	368	283	236	52.6	58.4	63.8	5.4
Afrikaans 1st Additional	Wrote	313	291	306				
	Passed	293	269	287	93.6	92.4	93.8	1.4
Afrikaans 2nd Additional	Wrote	10						
	Passed	10			100.0			-
Agricultural Management Practices	Wrote	13						
	Passed	12			92.3			-
Agricultural Sciences	Wrote	1,468	1,291	1,276				
	Passed	1,095	957	908	74.6	74.1	71.2	-3.0
Agricultural Technology	Wrote	7						
	Passed	7			100.0			-
Business Studies	Wrote	1,319	1,193	967				
	Passed	882	733	632	66.9	61.4	65.4	3.9
Civil Technology	Wrote	26	12	13				
	Passed	26	12	13	100.0	100.0	100.0	-
Computer Applications Technology	Wrote	267	222	218				
	Passed	217	201	187	81.3	90.5	85.8	-4.8
Consumer Studies	Wrote	223	201	150				
	Passed	223	199	150	100.0	99.0	100.0	1.0
Dance Studies	Wrote	22	15	25				
	Passed	22	15	25	100.0	100.0	100.0	-
Design	Wrote	27	23	11				
	Passed	26	23	11	96.3	100.0	100.0	-
Dramatic Arts	Wrote	65	42	54				
	Passed	65	42	54	100.0	100.0	100.0	-
Economics	Wrote	1,093	882	610				
	Passed	447	416	362	40.9	47.2	59.3	12.2
Electrical Technology	Wrote	41	21	37				
	Passed	35	20	37	85.4	95.2	100.0	4.8
Engineering Graphics & Design	Wrote	173	101	128				
	Passed	162	101	127	93.6	100.0	99.2	-0.8
English 1st Additional	Wrote	4,700	4,242	3,666				
	Passed	4,464	4,088	3,511	95.0	96.4	95.8	-0.6
Geography	Wrote	2,337	1,717	1,447				
	Passed	1,448	1,210	997	62.0	70.5	68.9	-1.6
History	Wrote	1,284	1,079	970				
	Passed	880	857	831	68.5	79.4	85.7	6.2
Hospitality Studies	Wrote	48	26	33				
	Passed	48	26	33	100.0	100.0	100.0	-
Information Technology	Wrote	15	3	5				
	Passed	15	3	5	100.0	100.0	100.0	-
IsiXhosa 1st Additional	Wrote		3					
	Passed		3			100.0		-100.0
Life Orientation	Wrote	5,046	4,705	4,089				

Subject Name	Values	Year			Year			Difference 2017-2016
		'2015	'2016	'2017	'2015	'2016	'2017	
	Passed	5,037	4,638	4,082	99.8	98.6	99.8	1.3
Life Sciences	Wrote	2,747	2,299	1,918				
	Passed	1,604	1,497	1,359	58.4	65.1	70.9	5.7
Mathematical Literacy	Wrote	3,249	2,125	1,715				
	Passed	1,569	1,183	1,090	48.3	55.7	63.6	7.9
Mathematics	Wrote	1,807	1,601	1,545				
	Passed	652	693	650	36.1	43.3	42.1	-1.2
Mechanical Technology	Wrote	15	29	25				
	Passed	15	28	25	100.0	96.6	100.0	3.4
Music	Wrote	31	9	10				
	Passed	30	9	10	96.8	100.0	100.0	-
Physical Sciences	Wrote	1,532	1,385	1,232				
	Passed	663	698	632	43.3	50.4	51.3	0.9
Portuguese 2nd Additional	Wrote	1						
	Passed	1			100.0			-
Religion Studies	Wrote	4						
	Passed	4			100.0			-
Tourism	Wrote	1,678	1,403	1,156				
	Passed	1,595	1,339	1,129	95.1	95.4	97.7	2.2
Visual Arts	Wrote	30	18	9				
	Passed	24	18	9	80.0	100.0	100.0	-
Afrikaans Home	Wrote	117	112	124				
	Passed	114	97	102	97.4	86.6	82.3	-4.3
English Home	Wrote	318	303	341				
	Passed	287	264	261	90.3	87.1	76.5	-10.6
IsiXhosa Home	Wrote	3,448	3,269	2,843				
	Passed	3,442	3,258	2,834	99.8	99.7	99.7	0.0
Isizulu Home	Wrote	5						
	Passed	5			100.0			-
Sesotho Home	Wrote	1,057	942	754				
	Passed	1,054	934	745	99.7	99.2	98.8	-0.3

Notes

Nelson Mandela

Subject Name	Values	Year			Year			Difference 2017-2016
		'2015	'2016	'2017	'2015	'2016	'2017	
Accounting	Wrote	2,027	1,987	1,485				
	Passed	1,175	1,240	940	58.0	62.4	63.3	0.9
Afrikaans 1st Additional	Wrote	2,999	2,852	2,585				
	Passed	2,930	2,733	2,526	97.7	95.8	97.7	1.9
Afrikaans 2nd Additional	Wrote	47	52	59				
	Passed	46	51	59	97.9	98.1	100.0	1.9
Agricultural Sciences	Wrote	147	163	97				
	Passed	75	95	74	51.0	58.3	76.3	18.0
Arabic 2nd Additional	Wrote	6	11	18				
	Passed	6	10	18	100.0	90.9	100.0	9.1
Business Studies	Wrote	5,876	5,493	4,618				
	Passed	4,174	3,630	2,905	71.0	66.1	62.9	-3.2
Civil Technology	Wrote	93	135	107				
	Passed	93	134	107	100.0	99.3	100.0	0.7
Computer Applications Technology	Wrote	1,526	1,508	1,324				
	Passed	1,347	1,388	1,250	88.3	92.0	94.4	2.4
Consumer Studies	Wrote	1,035	980	1,029				
	Passed	1,010	967	1,009	97.6	98.7	98.1	-0.6
Dance Studies	Wrote	13	7	8				
	Passed	13	7	8	100.0	100.0	100.0	-
Design	Wrote	59	45	48				
	Passed	59	45	48	100.0	100.0	100.0	-
Dramatic Arts	Wrote	97	71	82				
	Passed	97	71	82	100.0	100.0	100.0	-
Economics	Wrote	2,206	2,212	1,498				
	Passed	947	901	751	42.9	40.7	50.1	9.4
Electrical Technology	Wrote	132	133	105				
	Passed	119	131	99	90.2	98.5	94.3	-4.2
Engineering Graphics & Design	Wrote	624	729	625				
	Passed	591	689	586	94.7	94.5	93.8	-0.8
English 1st Additional	Wrote	7,902	7,836	6,544				
	Passed	7,822	7,742	6,448	99.0	98.8	98.5	-0.3
French 2nd Additional	Wrote	9	8	14				
	Passed	9	8	14	100.0	100.0	100.0	-
Geography	Wrote	3,749	3,592	2,749				
	Passed	2,462	2,298	1,882	65.7	64.0	68.5	4.5
German 2nd Additional	Wrote	2	3	2				
	Passed	2	3	2	100.0	100.0	100.0	-
History	Wrote	3,434	3,540	2,955				
	Passed	2,723	2,698	2,508	79.3	76.2	84.9	8.7
Hospitality Studies	Wrote	137	139	51				
	Passed	137	138	51	100.0	99.3	100.0	0.7
Information Technology	Wrote	145	119	103				
	Passed	137	118	92	94.5	99.2	89.3	-9.8
IsiXhosa 1st Additional	Wrote	327	346	350				

Subject Name	Values	Year			Year			Difference 2017-2016
		'2015	'2016	'2017	'2015	'2016	'2017	
	Passed	327	346	349	100.0	100.0	99.7	-0.3
Life Orientation	Wrote	11,508	11,385	9,867				
	Passed	11,488	11,330	9,834	99.8	99.5	99.7	0.1
Life Sciences	Wrote	5,607	5,288	4,425				
	Passed	3,363	3,337	3,244	60.0	63.1	73.3	10.2
Mathematical Literacy	Wrote	8,095	7,611	5,961				
	Passed	5,708	5,094	4,499	70.5	66.9	75.5	8.5
Mathematics	Wrote	3,321	3,447	3,061				
	Passed	1,933	1,859	1,721	58.2	53.9	56.2	2.3
Mechanical Technology	Wrote	216	223	178				
	Passed	211	204	158	97.7	91.5	88.8	-2.7
Music	Wrote	113	115	108				
	Passed	105	105	105	92.9	91.3	97.2	5.9
Physical Sciences	Wrote	2,541	2,569	2,215				
	Passed	1,452	1,497	1,418	57.1	58.3	64.0	5.7
Religion Studies	Wrote	183	155	163				
	Passed	156	134	129	85.2	86.5	79.1	-7.3
Spanish 2nd Additional	Wrote		1					
	Passed		1			100.0		-100.0
Tourism	Wrote	4,393	4,169	3,468				
	Passed	4,169	3,959	3,334	94.9	95.0	96.1	1.2
Visual Arts	Wrote	156	118	119				
	Passed	149	113	119	95.5	95.8	100.0	4.2
Afrikaans Home	Wrote	2,614	2,342	2,010				
	Passed	2,480	2,064	1,672	94.9	88.1	83.2	-4.9
English Home	Wrote	3,584	3,429	3,195				
	Passed	3,405	3,208	2,990	95.0	93.6	93.6	0.0
IsiXhosa Home	Wrote	5,451	5,708	4,791				
	Passed	5,445	5,695	4,787	99.9	99.8	99.9	0.1

<i>Notes</i>

O R Tambo Coastal

Subject Name	Values	Year			Year			Difference 2017-2016
		'2015	'2016	'2017	'2015	'2016	'2017	
Accounting	Wrote	2,145	2,266	1,636				
	Passed	1,043	1,192	984	48.6	52.6	60.1	7.5
Afrikaans 1st Additional	Wrote	9	5	1				
	Passed	7	1		77.8	20.0		-20.0
Agricultural Management Practices	Wrote	11	21	13				
	Passed	11	21	13	100.0	100.0	100.0	-
Agricultural Sciences	Wrote	3,025	3,565	2,763				
	Passed	2,143	2,271	1,897	70.8	63.7	68.7	5.0
Business Studies	Wrote	2,971	2,998	2,226				
	Passed	1,953	1,734	1,334	65.7	57.8	59.9	2.1
Civil Technology	Wrote	124	133	111				
	Passed	98	105	96	79.0	78.9	86.5	7.5
Computer Applications Technology	Wrote	148	131	103				
	Passed	115	96	87	77.7	73.3	84.5	11.2
Consumer Studies	Wrote	249	250	249				
	Passed	223	240	234	89.6	96.0	94.0	-2.0
Economics	Wrote	3,025	3,034	2,276				
	Passed	1,749	1,563	1,424	57.8	51.5	62.6	11.0
Electrical Technology	Wrote	30	52	22				
	Passed	23	46	19	76.7	88.5	86.4	-2.1
Engineering Graphics & Design	Wrote	229	230	169				
	Passed	203	199	150	88.6	86.5	88.8	2.2
English 1st Additional	Wrote	10,654	11,551	9,578				
	Passed	9,909	10,735	8,639	93.0	92.9	90.2	-2.7
Geography	Wrote	5,726	6,024	4,625				
	Passed	3,491	3,722	3,132	61.0	61.8	67.7	5.9
History	Wrote	2,781	3,034	2,558				
	Passed	1,767	2,016	1,867	63.5	66.4	73.0	6.5
Hospitality Studies	Wrote	198	216	163				
	Passed	158	165	143	79.8	76.4	87.7	11.3
Life Orientation	Wrote	10,759	11,678	9,840				
	Passed	10,759	11,659	9,831	100.0	99.8	99.9	0.1
Life Sciences	Wrote	6,714	7,492	6,058				
	Passed	3,592	3,769	3,922	53.5	50.3	64.7	14.4
Mathematical Literacy	Wrote	5,173	4,920	3,350				
	Passed	2,224	1,947	1,849	43.0	39.6	55.2	15.6
Mathematics	Wrote	5,526	6,444	5,001				
	Passed	1,554	1,764	1,932	28.1	27.4	38.6	11.3
Mechanical Technology	Wrote	38	45	23				
	Passed	25	30	20	65.8	66.7	87.0	20.3
Music	Wrote	37	82	82				
	Passed	37	82	82	100.0	100.0	100.0	-
Physical Sciences	Wrote	3,682	3,971	3,142				
	Passed	1,437	1,669	1,764	39.0	42.0	56.1	14.1
Religion Studies	Wrote	265	222	138				

Subject Name	Values	Year			Year			Difference 2017-2016
		'2015	'2016	'2017	'2015	'2016	'2017	
	Passed	211	160	111	79.6	72.1	80.4	8.4
Tourism	Wrote	1,019	1,146	839				
	Passed	999	1,124	834	98.0	98.1	99.4	1.3
English Home	Wrote	11	5	1				
	Passed	10	3		90.9	60.0		-60.0
IsiXhosa Home	Wrote	10,661	11,561	9,602				
	Passed	10,613	11,522	9,568	99.5	99.7	99.6	0.0

Notes

Subject Name	Values	Year			Year			Difference 2017-2016
		'2015	'2016	'2017	'2015	'2016	'2017	
Accounting	Wrote	2,169	1,691	1,578				
	Passed	1,292	1,177	1,116	59.6	69.6	70.7	1.1
Afrikaans 1st Additional	Wrote	305	245	235				
	Passed	286	219	221	93.8	89.4	94.0	4.7
Agricultural Management Practices	Wrote		16	25				
	Passed		16	25		100.0	100.0	-
Agricultural Sciences	Wrote	2,408	2,329	2,457				
	Passed	1,931	2,011	2,134	80.2	86.3	86.9	0.5
Business Studies	Wrote	2,561	2,212	2,035				
	Passed	1,904	1,595	1,334	74.3	72.1	65.6	-6.6
Civil Technology	Wrote	144	93	102				
	Passed	140	93	100	97.2	100.0	98.0	-2.0
Computer Applications Technology	Wrote	141	151	102				
	Passed	139	146	96	98.6	96.7	94.1	-2.6
Consumer Studies	Wrote	426	376	259				
	Passed	415	345	239	97.4	91.8	92.3	0.5
Economics	Wrote	2,499	2,087	1,863				
	Passed	1,618	1,410	1,308	64.7	67.6	70.2	2.6
Electrical Technology	Wrote	103	117	121				
	Passed	100	114	109	97.1	97.4	90.1	-7.4
Engineering Graphics & Design	Wrote	268	294	314				
	Passed	256	286	293	95.5	97.3	93.3	-4.0
English 1st Additional	Wrote	9,327	8,971	8,816				
	Passed	8,898	8,757	8,512	95.4	97.6	96.6	-1.1
Geography	Wrote	4,463	4,285	4,001				
	Passed	3,364	3,462	3,158	75.4	80.8	78.9	-1.9
History	Wrote	2,302	2,084	2,035				
	Passed	1,848	1,784	1,805	80.3	85.6	88.7	3.1
Information Technology	Wrote	22	34	25				
	Passed	20	25	24	90.9	73.5	96.0	22.5
IsiXhosa 1st Additional	Wrote	22	10	4				
	Passed	22	10	4	100.0	100.0	100.0	-
Life Orientation	Wrote	9,745	9,527	9,426				
	Passed	9,690	9,527	9,414	99.4	100.0	99.9	-0.1
Life Sciences	Wrote	6,191	5,981	5,800				
	Passed	4,262	4,566	4,408	68.8	76.3	76.0	-0.3
Mathematical Literacy	Wrote	3,306	2,726	2,246				
	Passed	1,525	1,510	1,388	46.1	55.4	61.8	6.4
Mathematics	Wrote	6,362	5,931	5,583				
	Passed	2,451	2,411	2,389	38.5	40.7	42.8	2.1
Mechanical Technology	Wrote	78	80	59				
	Passed	70	71	57	89.7	88.8	96.6	7.9
Physical Sciences	Wrote	4,327	4,187	3,927				
	Passed	2,137	2,334	2,433	49.4	55.7	62.0	6.2
Religion Studies	Wrote	144	112	110				

Subject Name	Values	Year			Year			Difference 2017-2016
		'2015	'2016	'2017	'2015	'2016	'2017	
Accounting	Wrote	530	356	338				
	Passed	292	277	225	55.1	77.8	66.6	-11.2
Afrikaans 1st Additional	Wrote	381	431	410				
	Passed	377	415	408	99.0	96.3	99.5	3.2
Afrikaans 2nd Additional	Wrote	57	95	119				
	Passed	57	94	115	100.0	98.9	96.6	-2.3
Agricultural Sciences	Wrote	172	149	148				
	Passed	116	115	99	67.4	77.2	66.9	-10.3
Business Studies	Wrote	1,349	1,141	1,077				
	Passed	820	724	598	60.8	63.5	55.5	-7.9
Civil Technology	Wrote	16	5	4				
	Passed	16	5	4	100.0	100.0	100.0	-
Computer Applications Technology	Wrote	354	341	300				
	Passed	325	312	277	91.8	91.5	92.3	0.8
Consumer Studies	Wrote	468	417	423				
	Passed	431	375	391	92.1	89.9	92.4	2.5
Dance Studies	Wrote			10				
	Passed			10			100.0	100.0
Design	Wrote	27	20	13				
	Passed	27	20	13	100.0	100.0	100.0	-
Dramatic Arts	Wrote	34	30	49				
	Passed	34	30	49	100.0	100.0	100.0	-
Economics	Wrote	512	478	383				
	Passed	228	264	218	44.5	55.2	56.9	1.7
Engineering Graphics & Design	Wrote	111	66	51				
	Passed	108	65	48	97.3	98.5	94.1	-4.4
English 1st Additional	Wrote	2,755	2,541	2,524				
	Passed	2,696	2,516	2,459	97.9	99.0	97.4	-1.6
Geography	Wrote	1,402	1,236	1,192				
	Passed	891	915	810	63.6	74.0	68.0	-6.1
History	Wrote	1,259	1,051	957				
	Passed	936	896	760	74.3	85.3	79.4	-5.8
Hospitality Studies	Wrote	74	75	55				
	Passed	74	72	54	100.0	96.0	98.2	2.2
Information Technology	Wrote	3	15	7				
	Passed	3	15	7	100.0	100.0	100.0	-
IsiXhosa 1st Additional	Wrote	92	70	78				
	Passed	92	70	77	100.0	100.0	98.7	-1.3
Life Orientation	Wrote	3,281	3,116	3,151				
	Passed	3,274	3,102	3,127	99.8	99.6	99.2	-0.3
Life Sciences	Wrote	1,705	1,399	1,347				
	Passed	845	895	875	49.6	64.0	65.0	1.0
Mathematical Literacy	Wrote	2,581	2,238	1,992				
	Passed	1,666	1,664	1,436	64.5	74.4	72.1	-2.3
Mathematics	Wrote	673	602	649				

Subject Analysis by Category

Subject Name	Values	Year			Year			Difference
		'2015	'2016	'2017	'2015	'2016	'2017	2017-2016
Accounting	Pass [0-29%]	8367	6242	5024	47.1	38.2	38.3	0.1
	Pass [30-39%]	4182	4155	3116	23.5	25.4	23.8	-1.7
	Pass [40-49%]	2295	2619	2103	12.9	16.0	16.0	0.0
	Pass [50-59%]	1256	1457	1294	7.1	8.9	9.9	1.0
	Pass [60-69%]	743	807	693	4.2	4.9	5.3	0.3
	Pass [70-79%]	461	558	470	2.6	3.4	3.6	0.2
	Pass [80-100%]	464	516	417	2.6	3.2	3.2	0.0
	Wrote	17768	16354	13117				
	Afrikaans 1st Additional	Pass [0-29%]	260	425	249	3.8	6.5	4.1
	Pass [30-39%]	865	853	793	12.7	13.1	13.2	0.1
	Pass [40-49%]	1248	1143	1066	18.3	17.5	17.7	0.2
	Pass [50-59%]	1446	1355	1241	21.2	20.8	20.6	-0.2
	Pass [60-69%]	1485	1337	1286	21.8	20.5	21.4	0.9
	Pass [70-79%]	1061	954	961	15.5	14.6	16.0	1.3
	Pass [80-100%]	459	449	416	6.7	6.9	6.9	0.0
	Wrote	6824	6516	6012				
Afrikaans 2nd Additional	Pass [0-29%]	4	3	6	2.1	1.5	2.9	1.5
	Pass [30-39%]	54	63	74	28.1	31.2	36.3	5.1
	Pass [40-49%]	64	59	71	33.3	29.2	34.8	5.6
	Pass [50-59%]	44	44	28	22.9	21.8	13.7	-8.1
	Pass [60-69%]	15	25	13	7.8	12.4	6.4	-6.0
	Pass [70-79%]	9	7	9	4.7	3.5	4.4	0.9
	Pass [80-100%]	2	1	3	1.0	0.5	1.5	1.0
	Wrote	192	202	204				
	Afrikaans Home	Pass [0-29%]	19	24	65	0.4	0.5	1.6
	Pass [30-39%]	352	502	702	7.1	11.0	16.8	5.8
	Pass [40-49%]	2017	1902	1543	40.9	41.7	36.9	-4.8
	Pass [50-59%]	1502	1192	955	30.5	26.2	22.8	-3.3
	Pass [60-69%]	684	616	562	13.9	13.5	13.4	-0.1
	Pass [70-79%]	287	255	282	5.8	5.6	6.7	1.1
	Pass [80-100%]	69	66	72	1.4	1.4	1.7	0.3
	Wrote	4931	4557	4181				
Agricultural Management Practices	Pass [0-29%]	13	21	8	6.0	7.3	2.7	-4.7
	Pass [30-39%]	53	72	72	24.3	25.2	24.0	-1.2
	Pass [40-49%]	61	86	111	28.0	30.1	37.0	6.9
	Pass [50-59%]	57	72	77	26.1	25.2	25.7	0.5
	Pass [60-69%]	29	30	30	13.3	10.5	10.0	-0.5
	Pass [70-79%]	5	4	1	2.3	1.4	0.3	-1.1
	Pass [80-100%]		1	1		0.3	0.3	0.0
	Wrote	218	286	300				
	Agricultural Sciences	Pass [0-29%]	5418	6525	5565	24.9	28.5	27.5

Subject Name	Values	Year			Year			Difference
		'2015	'2016	'2017	'2015	'2016	'2017	2017-2016
	Pass [30-39%]	6493	6683	5487	29.8	29.2	27.1	-2.1
	Pass [40-49%]	4989	5307	4680	22.9	23.2	23.1	-0.1
	Pass [50-59%]	2955	2790	2824	13.6	12.2	13.9	1.8
	Pass [60-69%]	1321	1178	1210	6.1	5.1	6.0	0.8
	Pass [70-79%]	477	327	379	2.2	1.4	1.9	0.4
	Pass [80-100%]	105	76	88	0.5	0.3	0.4	0.1
	Wrote	21758	22886	20244				
Agricultural Technology	Pass [0-29%]							
	Pass [30-39%]	4	3	3	10.3	11.5	15.0	3.5
	Pass [40-49%]	12	12	4	30.8	46.2	20.0	-26.2
	Pass [50-59%]	16	9	7	41.0	34.6	35.0	0.4
	Pass [60-69%]	5	2	4	12.8	7.7	20.0	12.3
	Pass [70-79%]	2		2	5.1		10.0	10.0
	Pass [80-100%]							
	Wrote	39	26	20				
Arabic 2nd Additional	Pass [0-29%]		1			9.1		-9.1
	Pass [30-39%]		2	5		18.2	27.8	9.6
	Pass [40-49%]		2	2		18.2	11.1	-7.1
	Pass [50-59%]	3		1	50.0		5.6	5.6
	Pass [60-69%]	2	3	5	33.3	27.3	27.8	0.5
	Pass [70-79%]		3	3		27.3	16.7	-10.6
	Pass [80-100%]	1		2	16.7		11.1	11.1
	Wrote	6	11	18				
Business Studies	Pass [0-29%]	8925	9972	9539	30.9	35.3	40.4	5.1
	Pass [30-39%]	7305	7134	5847	25.3	25.3	24.8	-0.5
	Pass [40-49%]	5584	5235	3917	19.4	18.5	16.6	-1.9
	Pass [50-59%]	3662	3223	2297	12.7	11.4	9.7	-1.7
	Pass [60-69%]	2003	1672	1288	6.9	5.9	5.5	-0.5
	Pass [70-79%]	968	718	522	3.4	2.5	2.2	-0.3
	Pass [80-100%]	390	293	158	1.4	1.0	0.7	-0.4
	Wrote	28837	28247	23585				
Civil Technology	Pass [0-29%]	39	53	41	5.2	7.4	6.3	-1.1
	Pass [30-39%]	170	214	140	22.5	29.8	21.4	-8.4
	Pass [40-49%]	249	221	191	32.9	30.8	29.2	-1.6
	Pass [50-59%]	188	156	180	24.8	21.8	27.5	5.8
	Pass [60-69%]	85	53	72	11.2	7.4	11.0	3.6
	Pass [70-79%]	18	15	22	2.4	2.1	3.4	1.3
	Pass [80-100%]	8	5	8	1.1	0.7	1.2	0.5
	Wrote	757	717	654				
Computer Applications Technology	Pass [0-29%]	638	559	483	14.6	13.7	13.0	-0.7
	Pass [30-39%]	1171	1171	789	26.8	28.7	21.3	-7.4
	Pass [40-49%]	993	905	830	22.7	22.2	22.4	0.2
	Pass [50-59%]	679	647	664	15.5	15.8	17.9	2.0

Subject Name	Values	Year			Year			Difference
		'2015	'2016	'2017	'2015	'2016	'2017	2017-2016
	Pass [60-69%]	451	415	466	10.3	10.2	12.6	2.4
	Pass [70-79%]	286	259	340	6.5	6.3	9.2	2.8
	Pass [80-100%]	158	129	140	3.6	3.2	3.8	0.6
	Wrote	4376	4085	3712				
Consumer Studies	Pass [0-29%]	167	188	175	3.4	4.1	4.2	0.1
	Pass [30-39%]	1399	1471	1197	28.3	31.8	28.7	-3.1
	Pass [40-49%]	1945	1645	1482	39.3	35.6	35.6	-0.1
	Pass [50-59%]	887	816	839	17.9	17.7	20.1	2.5
	Pass [60-69%]	372	356	335	7.5	7.7	8.0	0.3
	Pass [70-79%]	146	125	120	3.0	2.7	2.9	0.2
	Pass [80-100%]	32	18	20	0.6	0.4	0.5	0.1
	Wrote	4948	4619	4168				
Dance Studies	Pass [0-29%]							-
	Pass [30-39%]							-
	Pass [40-49%]	4	1	3	11.4	4.5	7.0	2.4
	Pass [50-59%]	3	4	14	8.6	18.2	32.6	14.4
	Pass [60-69%]	8	6	14	22.9	27.3	32.6	5.3
	Pass [70-79%]	9	4	8	25.7	18.2	18.6	0.4
	Pass [80-100%]	11	7	4	31.4	31.8	9.3	-22.5
	Wrote	35	22	43				
Design	Pass [0-29%]	2			1.6			-
	Pass [30-39%]	11	4	5	8.6	3.8	6.3	2.5
	Pass [40-49%]	27	11	9	21.1	10.5	11.4	0.9
	Pass [50-59%]	25	24	12	19.5	22.9	15.2	-7.7
	Pass [60-69%]	29	24	20	22.7	22.9	25.3	2.5
	Pass [70-79%]	14	23	16	10.9	21.9	20.3	-1.7
	Pass [80-100%]	20	19	17	15.6	18.1	21.5	3.4
	Wrote	128	105	79				
Dramatic Arts	Pass [0-29%]	1			0.3			
	Pass [30-39%]	3	8	3	0.8	2.4	0.8	-1.6
	Pass [40-49%]	32	18	22	8.4	5.4	6.2	0.8
	Pass [50-59%]	74	49	56	19.4	14.8	15.9	1.1
	Pass [60-69%]	92	84	104	24.1	25.4	29.5	4.1
	Pass [70-79%]	98	101	102	25.7	30.5	28.9	-1.6
	Pass [80-100%]	81	71	66	21.3	21.5	18.7	-2.8
	Wrote	381	331	353				
Economics	Pass [0-29%]	10382	9940	6906	46.0	45.5	39.9	-5.6
	Pass [30-39%]	6199	6313	4880	27.4	28.9	28.2	-0.7
	Pass [40-49%]	3502	3254	3038	15.5	14.9	17.5	2.7
	Pass [50-59%]	1660	1495	1540	7.3	6.8	8.9	2.1
	Pass [60-69%]	629	581	640	2.8	2.7	3.7	1.0
	Pass [70-79%]	187	217	249	0.8	1.0	1.4	0.4
	Pass [80-100%]	35	65	60	0.2	0.3	0.3	0.0

Subject Name	Values	Year			Year			Difference
		'2015	'2016	'2017	'2015	'2016	'2017	2017-2016
	Wrote	22594	21865	17324				
Electrical Technology	Pass [0-29%]	54	30	35	7.7	4.1	5.5	1.4
	Pass [30-39%]	207	155	147	29.5	21.2	23.0	1.8
	Pass [40-49%]	202	217	169	28.8	29.7	26.5	-3.2
	Pass [50-59%]	170	195	141	24.2	26.7	22.1	-4.6
	Pass [60-69%]	55	93	96	7.8	12.7	15.0	2.3
	Pass [70-79%]	14	30	41	2.0	4.1	6.4	2.3
	Pass [80-100%]		10	9		1.4	1.4	0.0
	Wrote	702	730	638				
Engineering Graphics & Design	Pass [0-29%]	175	156	194	6.6	5.9	7.8	1.9
	Pass [30-39%]	638	603	653	24.2	23.0	26.2	3.3
	Pass [40-49%]	805	816	757	30.6	31.1	30.4	-0.7
	Pass [50-59%]	505	541	446	19.2	20.6	17.9	-2.7
	Pass [60-69%]	271	256	237	10.3	9.8	9.5	-0.2
	Pass [70-79%]	137	161	122	5.2	6.1	4.9	-1.2
	Pass [80-100%]	104	92	79	3.9	3.5	3.2	-0.3
	Wrote	2635	2625	2488				
English 1st Additional	Pass [0-29%]	3490	3171	3988	4.5	4.0	5.6	1.6
	Pass [30-39%]	17954	17254	15290	23.1	21.6	21.5	-0.1
	Pass [40-49%]	27582	27528	22929	35.5	34.4	32.3	-2.1
	Pass [50-59%]	19361	20000	17666	24.9	25.0	24.9	-0.1
	Pass [60-69%]	7250	8973	8124	9.3	11.2	11.4	0.2
	Pass [70-79%]	1782	2624	2545	2.3	3.3	3.6	0.3
	Pass [80-100%]	259	382	430	0.3	0.5	0.6	0.1
	Wrote	77678	79932	71006				
English Home	Pass [0-29%]	23	33	62	0.3	0.4	0.8	0.4
	Pass [30-39%]	470	487	653	5.3	5.7	8.1	2.4
	Pass [40-49%]	2178	2429	2410	24.6	28.6	29.9	1.4
	Pass [50-59%]	2761	2610	2624	31.2	30.7	32.6	1.9
	Pass [60-69%]	2078	1749	1622	23.5	20.6	20.2	-0.4
	Pass [70-79%]	1042	893	575	11.8	10.5	7.1	-3.4
	Pass [80-100%]	284	299	103	3.2	3.5	1.3	-2.2
	Wrote	8836	8500	8049				
French 2nd Additional	Pass [0-29%]							
	Pass [30-39%]							
	Pass [40-49%]		1	3		12.5	21.4	8.9
	Pass [50-59%]	3	2	2	33.3	25.0	14.3	-10.7
	Pass [60-69%]	1		3	11.1		21.4	21.4
	Pass [70-79%]	3	1	4	33.3	12.5	28.6	16.1
	Pass [80-100%]	2	4	2	22.2	50.0	14.3	-35.7
	Wrote	9	8	14				
Geography	Pass [0-29%]	11511	10690	9027	33.1	30.7	30.2	-0.5
	Pass [30-39%]	9470	9617	7728	27.2	27.6	25.9	-1.8

Subject Name	Values	Year			Year			Difference
		'2015	'2016	'2017	'2015	'2016	'2017	2017-2016
	Pass [40-49%]	6657	7025	6416	19.1	20.2	21.5	1.3
	Pass [50-59%]	4018	4131	3884	11.6	11.9	13.0	1.1
	Pass [60-69%]	1957	2107	1879	5.6	6.1	6.3	0.2
	Pass [70-79%]	834	880	706	2.4	2.5	2.4	-0.2
	Pass [80-100%]	324	358	254	0.9	1.0	0.8	-0.2
	Wrote	34771	34808	29894				
German 2nd Additional	Pass [0-29%]							-
	Pass [30-39%]							-
	Pass [40-49%]							-
	Pass [50-59%]							-
	Pass [60-69%]							-
	Pass [70-79%]			1			50.0	50.0
	Pass [80-100%]	2	3	1	100.0	100.0	50.0	-50.0
	Wrote	2	3	2				
History	Pass [0-29%]	6156	5846	4237	27.4	25.1	20.6	-4.5
	Pass [30-39%]	5618	5312	4124	25.0	22.8	20.1	-2.8
	Pass [40-49%]	4688	4778	4268	20.9	20.5	20.8	0.2
	Pass [50-59%]	2960	3594	3326	13.2	15.5	16.2	0.7
	Pass [60-69%]	1646	2074	2304	7.3	8.9	11.2	2.3
	Pass [70-79%]	848	1088	1379	3.8	4.7	6.7	2.0
	Pass [80-100%]	527	563	916	2.3	2.4	4.5	2.0
	Wrote	22443	23255	20566				
Hospitality Studies	Pass [0-29%]	56	67	33	5.5	6.9	4.9	-2.0
	Pass [30-39%]	233	219	164	22.8	22.6	24.3	1.6
	Pass [40-49%]	373	280	237	36.4	28.9	35.1	6.1
	Pass [50-59%]	217	250	145	21.2	25.8	21.4	-4.4
	Pass [60-69%]	102	97	67	10.0	10.0	9.9	-0.1
	Pass [70-79%]	31	44	18	3.0	4.5	2.7	-1.9
	Pass [80-100%]	12	11	12	1.2	1.1	1.8	0.6
	Wrote	1024	968	676				
Information Technology	Pass [0-29%]	15	15	28	5.2	5.2	12.6	7.3
	Pass [30-39%]	39	44	29	13.6	15.3	13.0	-2.3
	Pass [40-49%]	44	62	26	15.3	21.5	11.7	-9.9
	Pass [50-59%]	45	43	38	15.7	14.9	17.0	2.1
	Pass [60-69%]	46	37	44	16.0	12.8	19.7	6.9
	Pass [70-79%]	45	32	21	15.7	11.1	9.4	-1.7
	Pass [80-100%]	53	55	37	18.5	19.1	16.6	-2.5
	Wrote	287	288	223				
IsiXhosa 1st Additional	Pass [0-29%]			3			0.2	0.2
	Pass [30-39%]	2	2	7	0.1	0.2	0.5	0.3
	Pass [40-49%]	7	15	37	0.5	1.1	2.6	1.4
	Pass [50-59%]	80	130	222	5.7	9.9	15.4	5.5
	Pass [60-69%]	447	511	625	31.9	39.0	43.3	4.3

Subject Name	Values	Year			Year			Difference
		'2015	'2016	'2017	'2015	'2016	'2017	2017-2016
	Pass [70-79%]	687	538	494	49.0	41.0	34.2	-6.8
	Pass [80-100%]	178	115	55	12.7	8.8	3.8	-5.0
	Wrote	1401	1311	1443				
IsiXhosa 2nd Additional	Pass [0-29%]							-
	Pass [30-39%]	1			20.0			-
	Pass [40-49%]							-
	Pass [50-59%]							-
	Pass [60-69%]	1			20.0			-
	Pass [70-79%]	2		4	40.0		100.0	100.0
	Pass [80-100%]	1			20.0			-
	Wrote	5		4				
IsiXhosa Home	Pass [0-29%]	72	53	49	0.1	0.1	0.1	0.0
	Pass [30-39%]	132	123	116	0.2	0.2	0.2	0.0
	Pass [40-49%]	1968	1242	820	2.8	1.7	1.2	-0.4
	Pass [50-59%]	17238	11548	6985	24.2	15.5	10.6	-4.9
	Pass [60-69%]	36652	36322	29357	51.5	48.8	44.4	-4.4
	Pass [70-79%]	14357	23546	25903	20.2	31.6	39.2	7.5
	Pass [80-100%]	805	1632	2877	1.1	2.2	4.3	2.2
	Wrote	71224	74466	66142				
Isizulu 1st Additional	Pass [0-29%]							-
	Pass [30-39%]							-
	Pass [40-49%]							-
	Pass [50-59%]							-
	Pass [60-69%]							-
	Pass [70-79%]			1			100.0	100.0
	Pass [80-100%]							-
	Wrote			1				
Isizulu Home	Pass [0-29%]		1			20.0		-20.0
	Pass [30-39%]							-
	Pass [40-49%]		1	1		20.0	12.5	-7.5
	Pass [50-59%]	4		5	57.1		62.5	62.5
	Pass [60-69%]	3	1	2	42.9	20.0	25.0	5.0
	Pass [70-79%]		2			40.0		-40.0
	Pass [80-100%]							-
	Wrote	7	5	8				
Life Orientation	Pass [0-29%]	422	566	265	0.5	0.6	0.3	-0.3
	Pass [30-39%]	3259	4346	2642	3.7	4.8	3.3	-1.6
	Pass [40-49%]	14524	16926	12476	16.7	18.8	15.4	-3.4
	Pass [50-59%]	26621	28008	23803	30.5	31.1	29.4	-1.7
	Pass [60-69%]	24262	23070	23174	27.8	25.6	28.6	3.0
	Pass [70-79%]	12939	12335	13131	14.8	13.7	16.2	2.5
	Pass [80-100%]	5185	4817	5529	5.9	5.3	6.8	1.5
	Wrote	87212	90068	81055				

Subject Name	Values	Year			Year			Difference
		'2015	'2016	'2017	'2015	'2016	'2017	2017-2016
Life Sciences	Pass [0-29%]	19919	19210	13972	40.1	38.3	31.5	-6.8
	Pass [30-39%]	11794	12125	9643	23.7	24.2	21.7	-2.5
	Pass [40-49%]	7734	8140	8134	15.6	16.2	18.3	2.1
	Pass [50-59%]	4888	5136	5914	9.8	10.2	13.3	3.1
	Pass [60-69%]	2839	2984	3727	5.7	6.0	8.4	2.4
	Pass [70-79%]	1617	1661	1998	3.3	3.3	4.5	1.2
	Pass [80-100%]	881	886	987	1.8	1.8	2.2	0.5
	Wrote	49672	50142	44386				
	Mathematical Literacy	Pass [0-29%]	21302	19658	12332	44.4	43.9	35.6
	Pass [30-39%]	12689	10918	9694	26.4	24.4	28.0	3.6
	Pass [40-49%]	6987	7009	6258	14.5	15.7	18.1	2.4
	Pass [50-59%]	3565	3689	3497	7.4	8.2	10.1	1.9
	Pass [60-69%]	1914	2086	1858	4.0	4.7	5.4	0.7
	Pass [70-79%]	1072	1018	750	2.2	2.3	2.2	-0.1
	Pass [80-100%]	492	368	193	1.0	0.8	0.6	-0.3
	Wrote	48021	44746	34609				
Mathematics	Pass [0-29%]	24188	24658	20771	62.6	62.5	57.7	-4.8
	Pass [30-39%]	6001	6053	5678	15.5	15.3	15.8	0.4
	Pass [40-49%]	3467	3694	3992	9.0	9.4	11.1	1.7
	Pass [50-59%]	2258	2220	2567	5.8	5.6	7.1	1.5
	Pass [60-69%]	1350	1412	1548	3.5	3.6	4.3	0.7
	Pass [70-79%]	802	827	921	2.1	2.1	2.6	0.5
	Pass [80-100%]	562	588	512	1.5	1.5	1.4	-0.1
	Wrote	38628	39452	35994				
	Mechanical Technology	Pass [0-29%]	38	69	32	6.0	10.8	6.5
	Pass [30-39%]	157	194	108	24.9	30.5	22.0	-8.6
	Pass [40-49%]	221	202	149	35.1	31.8	30.3	-1.5
	Pass [50-59%]	145	114	101	23.0	17.9	20.5	2.6
	Pass [60-69%]	49	38	68	7.8	6.0	13.8	7.8
	Pass [70-79%]	15	13	30	2.4	2.0	6.1	4.1
	Pass [80-100%]	5	6	4	0.8	0.9	0.8	-0.1
	Wrote	630	636	492				
Music	Pass [0-29%]	15	10	3	4.7	3.0	1.0	-2.0
	Pass [30-39%]	53	24	11	16.7	7.2	3.5	-3.6
	Pass [40-49%]	78	90	65	24.6	26.9	20.8	-6.1
	Pass [50-59%]	52	102	70	16.4	30.4	22.4	-8.1
	Pass [60-69%]	46	51	83	14.5	15.2	26.5	11.3
	Pass [70-79%]	47	36	49	14.8	10.7	15.7	4.9
	Pass [80-100%]	26	22	32	8.2	6.6	10.2	3.7
	Wrote	317	335	313				
	Physical Sciences	Pass [0-29%]	14843	13832	10581	54.1	50.4	42.7
	Pass [30-39%]	5790	6022	5856	21.1	21.9	23.6	1.7
	Pass [40-49%]	3004	3221	3420	11.0	11.7	13.8	2.1

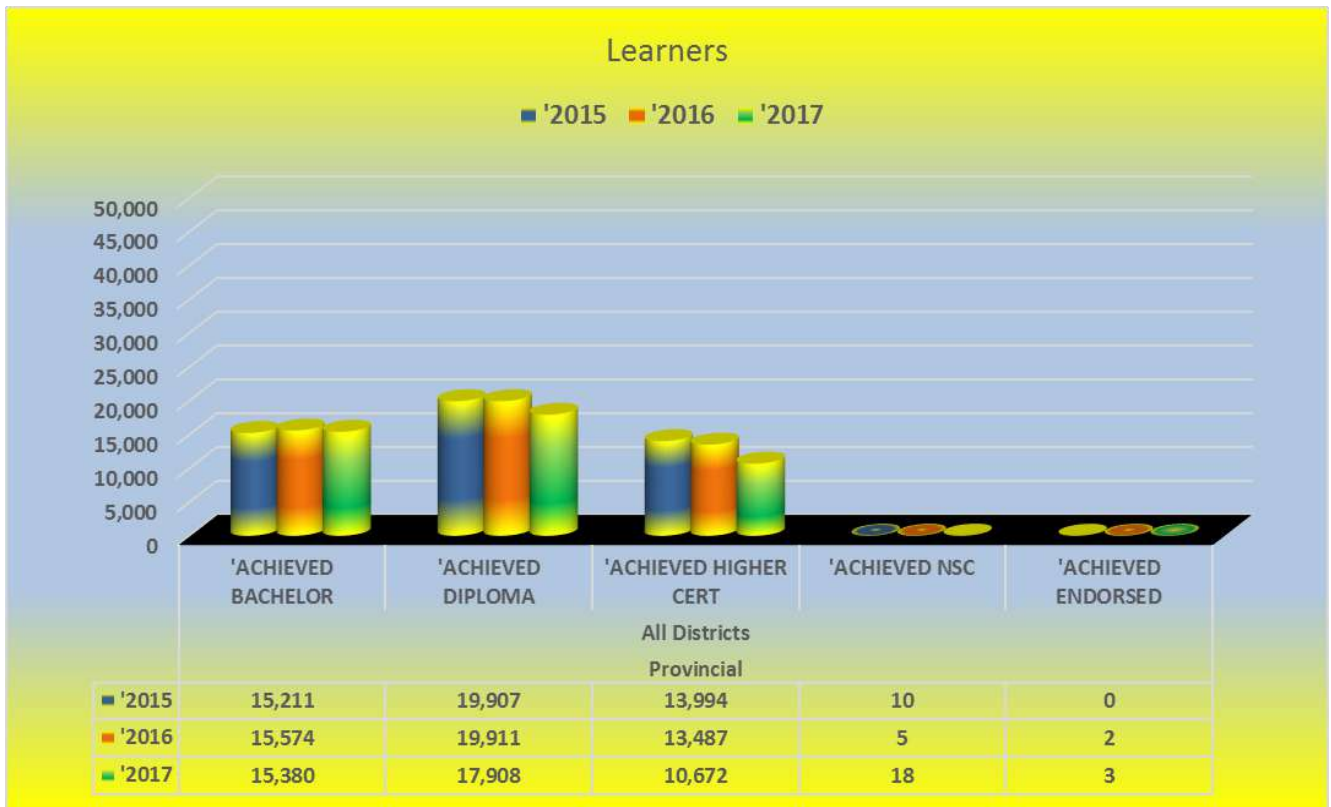
Subject Name	Values	Year			Year			Difference
		'2015	'2016	'2017	'2015	'2016	'2017	2017-2016
	Pass [50-59%]	1761	2004	2178	6.4	7.3	8.8	1.5
	Pass [60-69%]	983	1124	1322	3.6	4.1	5.3	1.2
	Pass [70-79%]	583	737	834	2.1	2.7	3.4	0.7
	Pass [80-100%]	466	509	610	1.7	1.9	2.5	0.6
	Wrote	27430	27449	24805				
Portuguese 2nd Additional	Pass [0-29%]							–
	Pass [30-39%]							–
	Pass [40-49%]							–
	Pass [50-59%]							–
	Pass [60-69%]							–
	Pass [70-79%]	1			100.0			–
	Pass [80-100%]							–
	Wrote	1						
Religion Studies	Pass [0-29%]	114	109	131	13.5	12.1	16.9	4.8
	Pass [30-39%]	165	145	187	19.5	16.0	24.1	8.1
	Pass [40-49%]	179	169	167	21.2	18.7	21.5	2.9
	Pass [50-59%]	136	182	132	16.1	20.1	17.0	-3.1
	Pass [60-69%]	132	160	86	15.6	17.7	11.1	-6.6
	Pass [70-79%]	63	81	55	7.5	9.0	7.1	-1.9
	Pass [80-100%]	55	58	17	6.5	6.4	2.2	-4.2
	Wrote	844	904	775				
Sesotho 1st Additional	Pass [0-29%]							
	Pass [30-39%]		1			100.0		-100.0
	Pass [40-49%]							–
	Pass [50-59%]							–
	Pass [60-69%]							–
	Pass [70-79%]							–
	Pass [80-100%]							–
	Wrote		1					
Sesotho Home	Pass [0-29%]	1	3	1	0.0	0.2	0.1	-0.1
	Pass [30-39%]	6	12	10	0.3	0.6	0.6	0.0
	Pass [40-49%]	65	120	71	3.2	6.5	4.6	-1.9
	Pass [50-59%]	360	572	312	17.6	30.9	20.3	-10.6
	Pass [60-69%]	826	809	660	40.3	43.7	42.9	-0.8
	Pass [70-79%]	655	307	430	32.0	16.6	27.9	11.3
	Pass [80-100%]	136	29	56	6.6	1.6	3.6	2.1
	Wrote	2049	1852	1540				
Spanish 2nd Additional	Pass [0-29%]							–
	Pass [30-39%]							–
	Pass [40-49%]							–
	Pass [50-59%]							–
	Pass [60-69%]		1	1		100.0	100.0	–
	Pass [70-79%]							–

Subject Name	Values	Year			Year			Difference
		'2015	'2016	'2017	'2015	'2016	'2017	2017-2016
	Pass [80-100%]							-
	Wrote		1	1				
Tourism	Pass [0-29%]	1319	941	746	6.7	4.8	4.7	-0.1
	Pass [30-39%]	5143	4703	2890	26.1	23.8	18.1	-5.7
	Pass [40-49%]	6855	6948	4920	34.8	35.1	30.8	-4.3
	Pass [50-59%]	4139	4639	4184	21.0	23.4	26.2	2.7
	Pass [60-69%]	1659	1840	2193	8.4	9.3	13.7	4.4
	Pass [70-79%]	484	576	804	2.5	2.9	5.0	2.1
	Pass [80-100%]	95	142	245	0.5	0.7	1.5	0.8
	Wrote	19693	19789	15982				
Visual Arts	Pass [0-29%]	67	32	6	17.1	9.5	2.0	-7.5
	Pass [30-39%]	55	51	29	14.1	15.1	9.6	-5.5
	Pass [40-49%]	55	59	43	14.1	17.5	14.2	-3.2
	Pass [50-59%]	66	54	51	16.9	16.0	16.9	0.9
	Pass [60-69%]	64	59	62	16.4	17.5	20.5	3.1
	Pass [70-79%]	62	51	51	15.9	15.1	16.9	1.8
	Pass [80-100%]	22	32	60	5.6	9.5	19.9	10.4
	Wrote	391	338	302				

Notes

Promotion Classification (Provincial)

Number of Learners

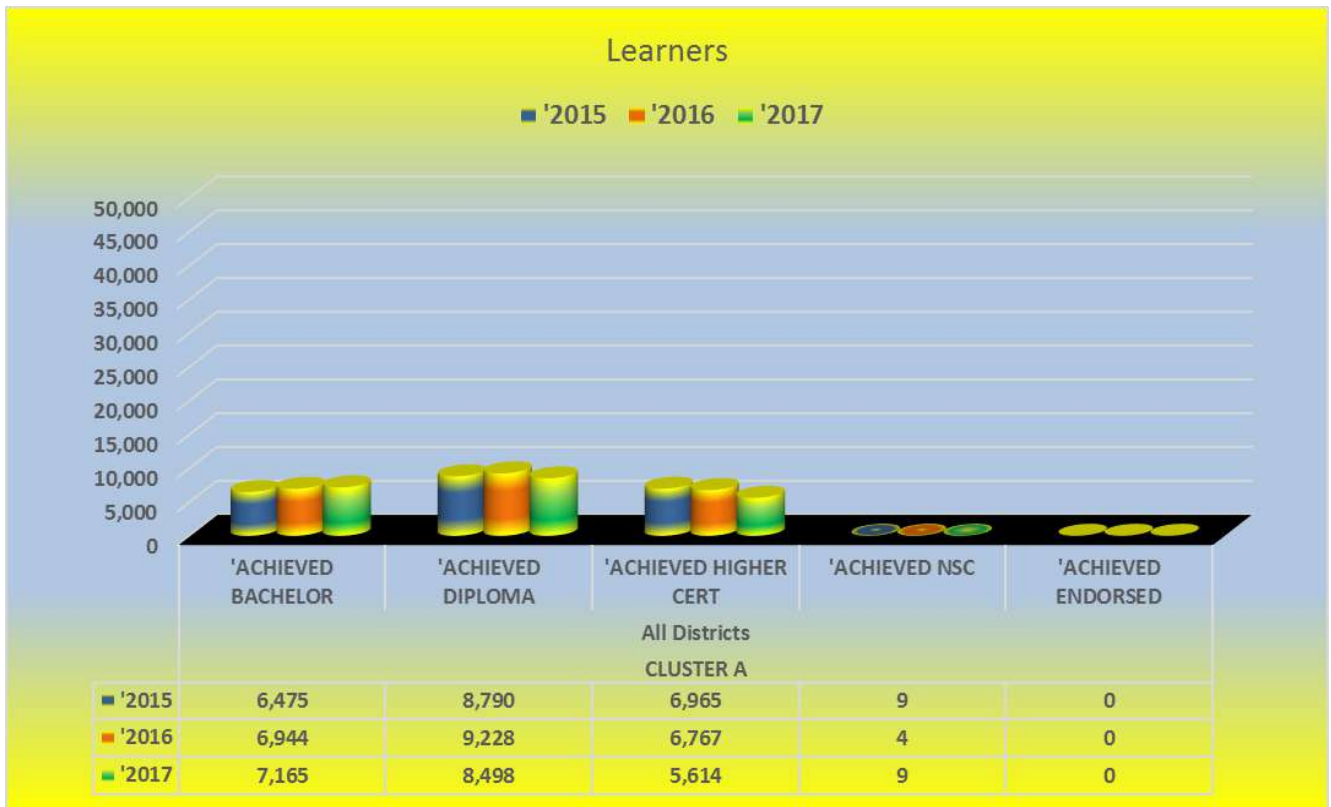


Learners as %

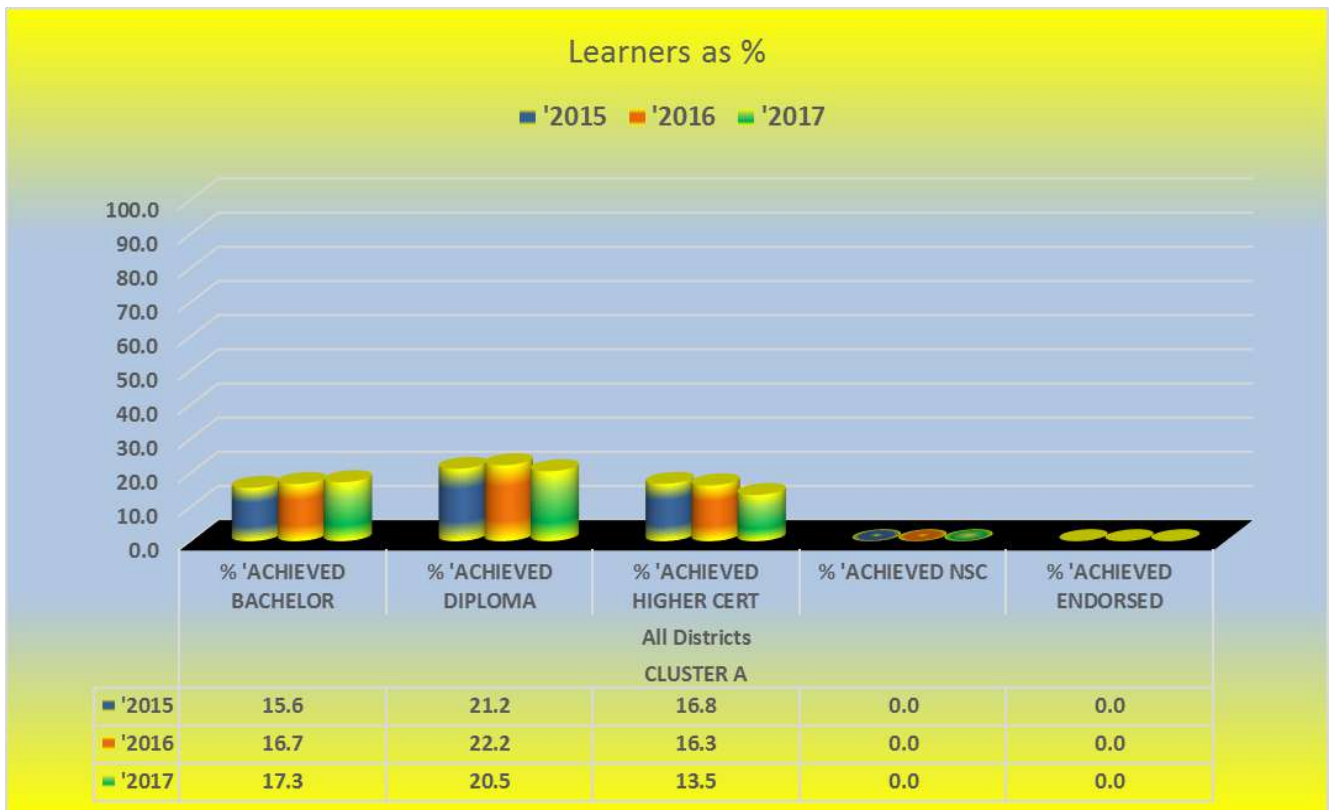


Promotion Classification (per Cluster)

Number of Learners Cluster A

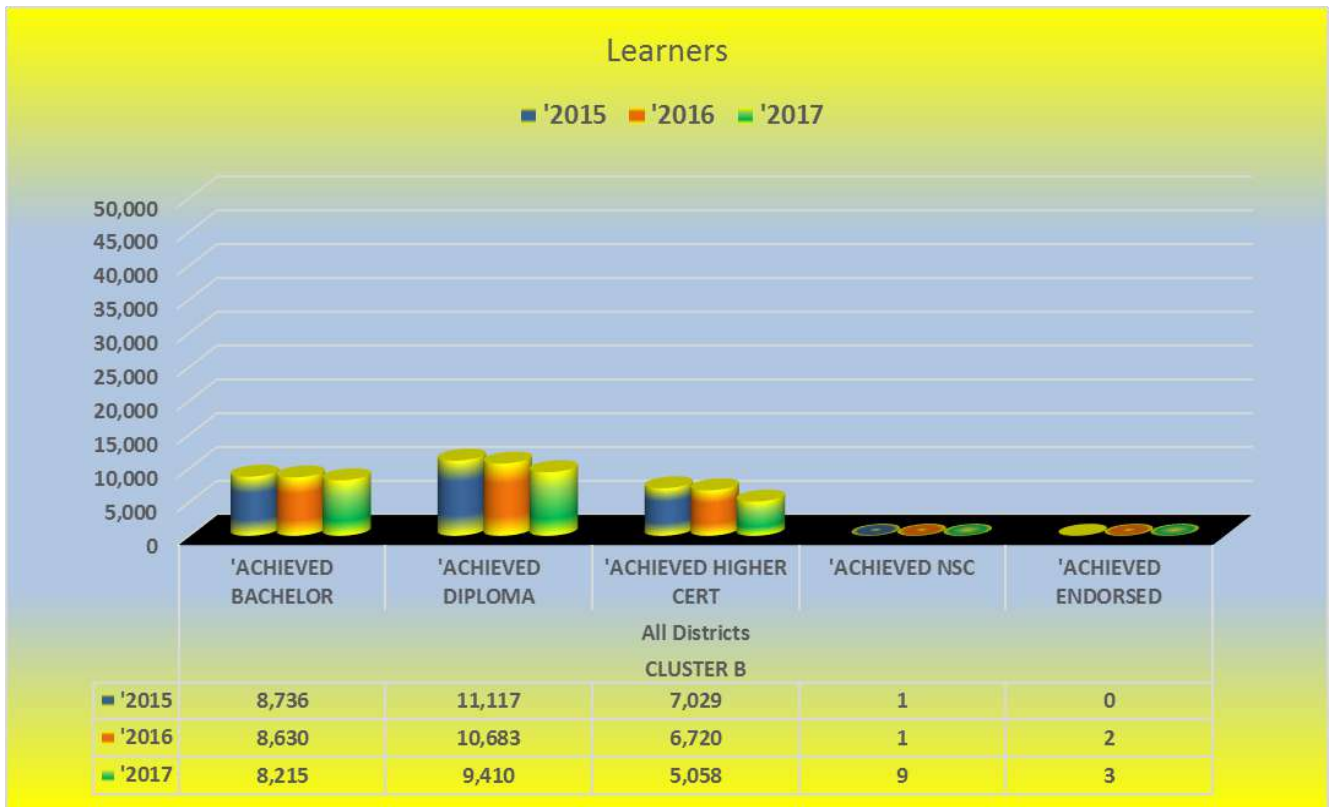


Percent Learners Cluster A

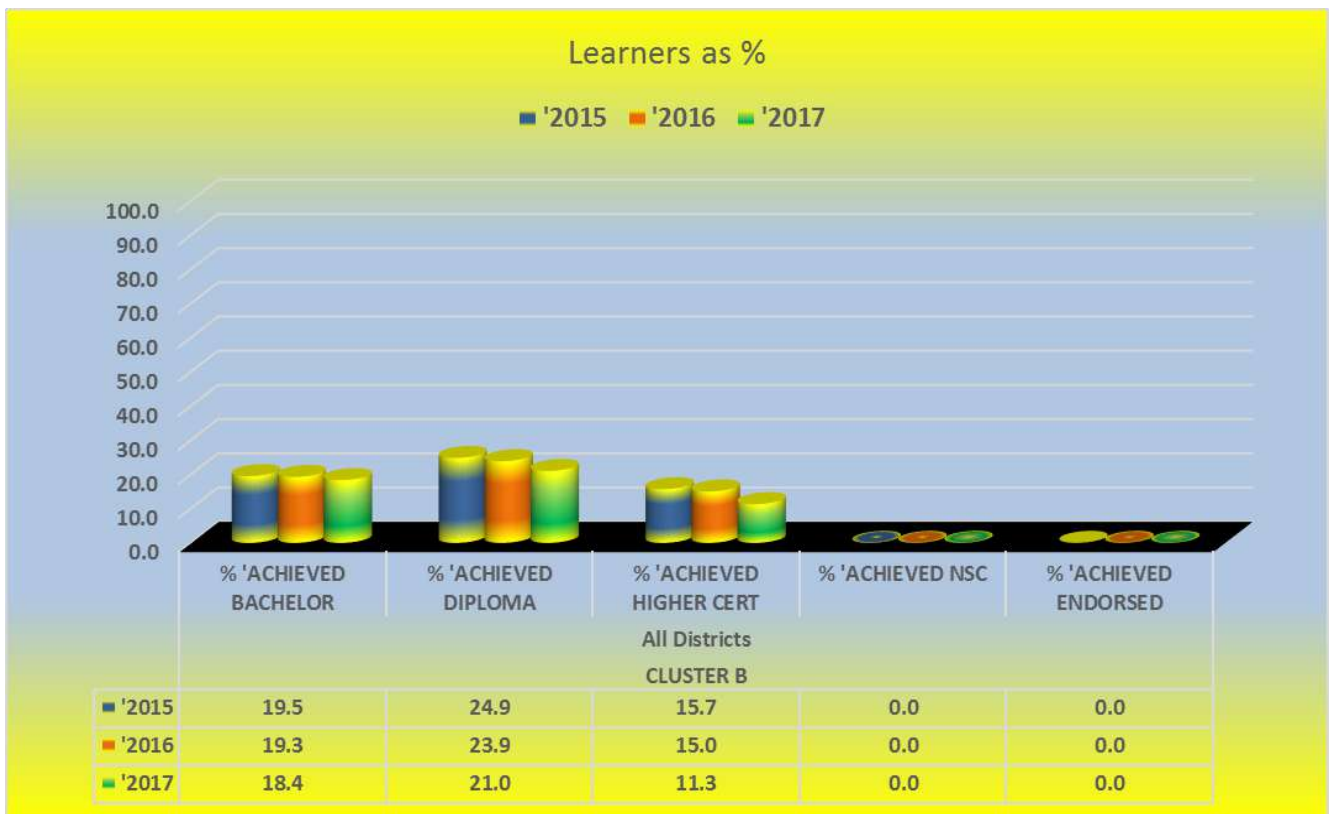


Promotion Classification (per Cluster)

Number of Learners Cluster B



Percent Learners Cluster B

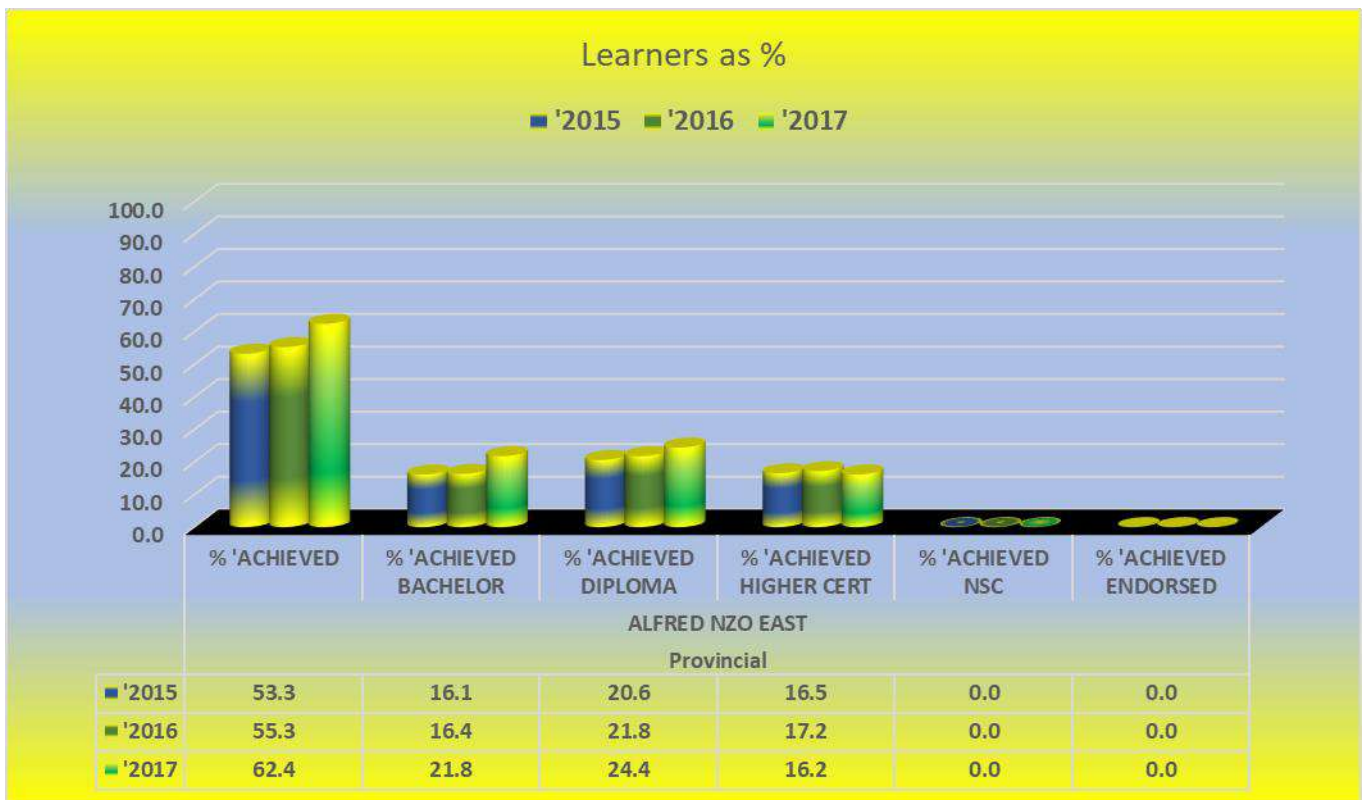


Promotion Classification (per District)

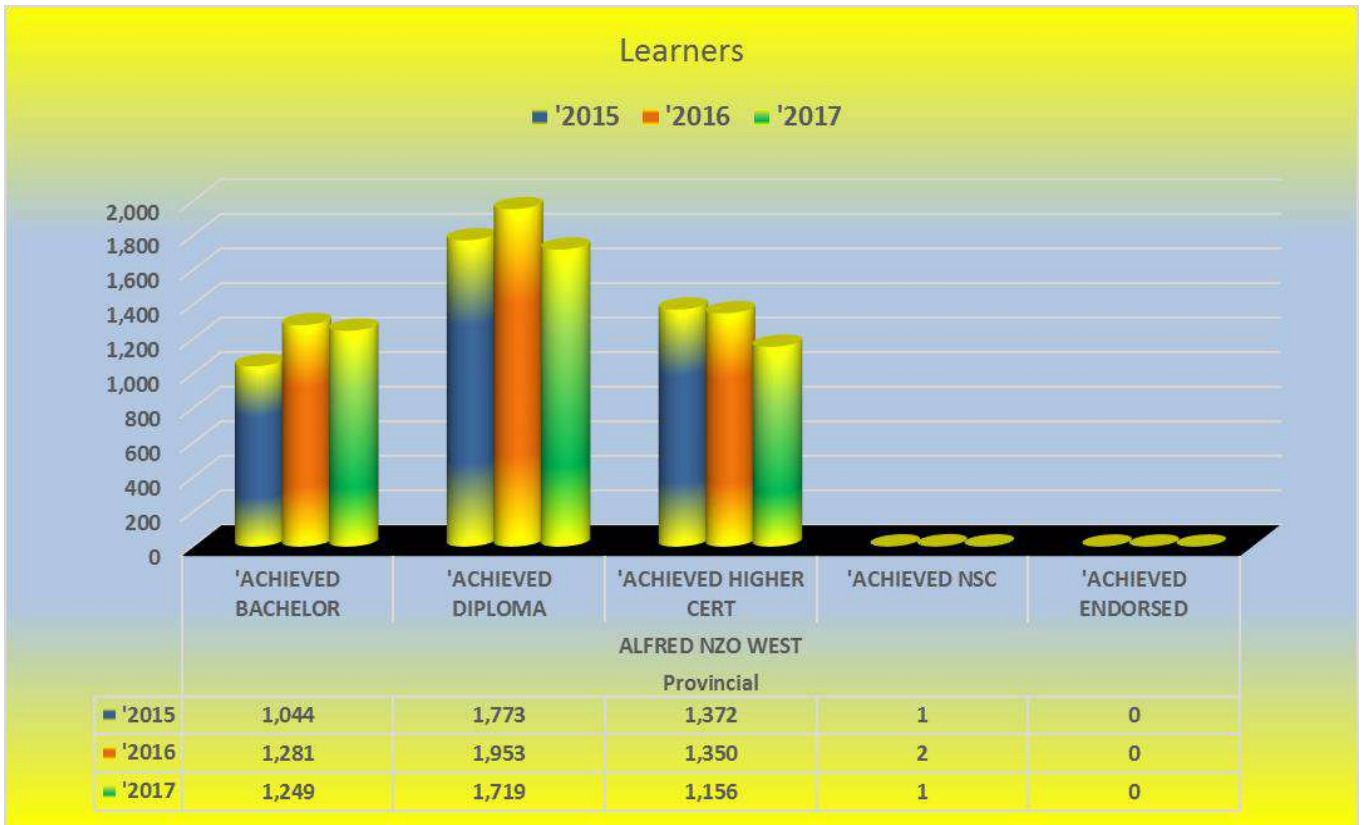
Alfred Nzo East



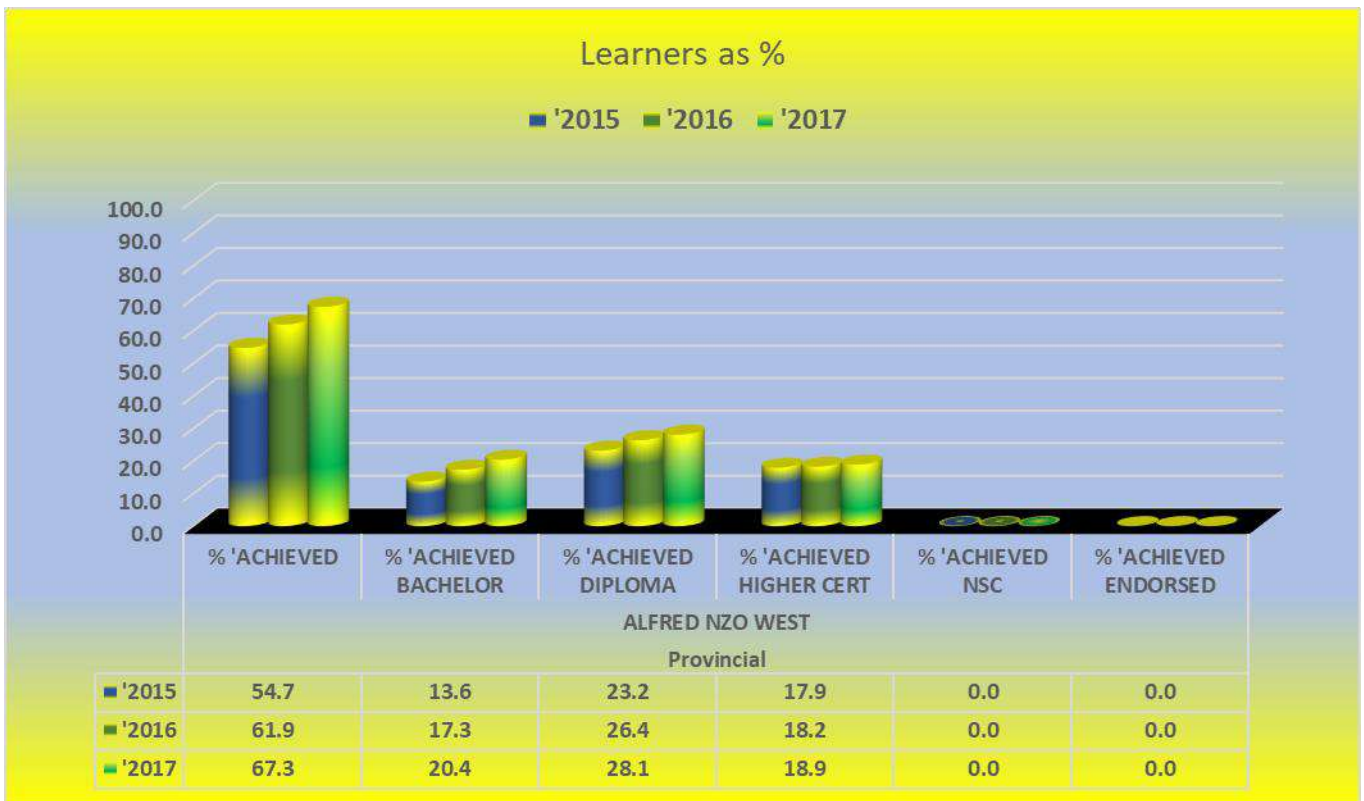
Alfred Nzo East %



Alfred Nzo West



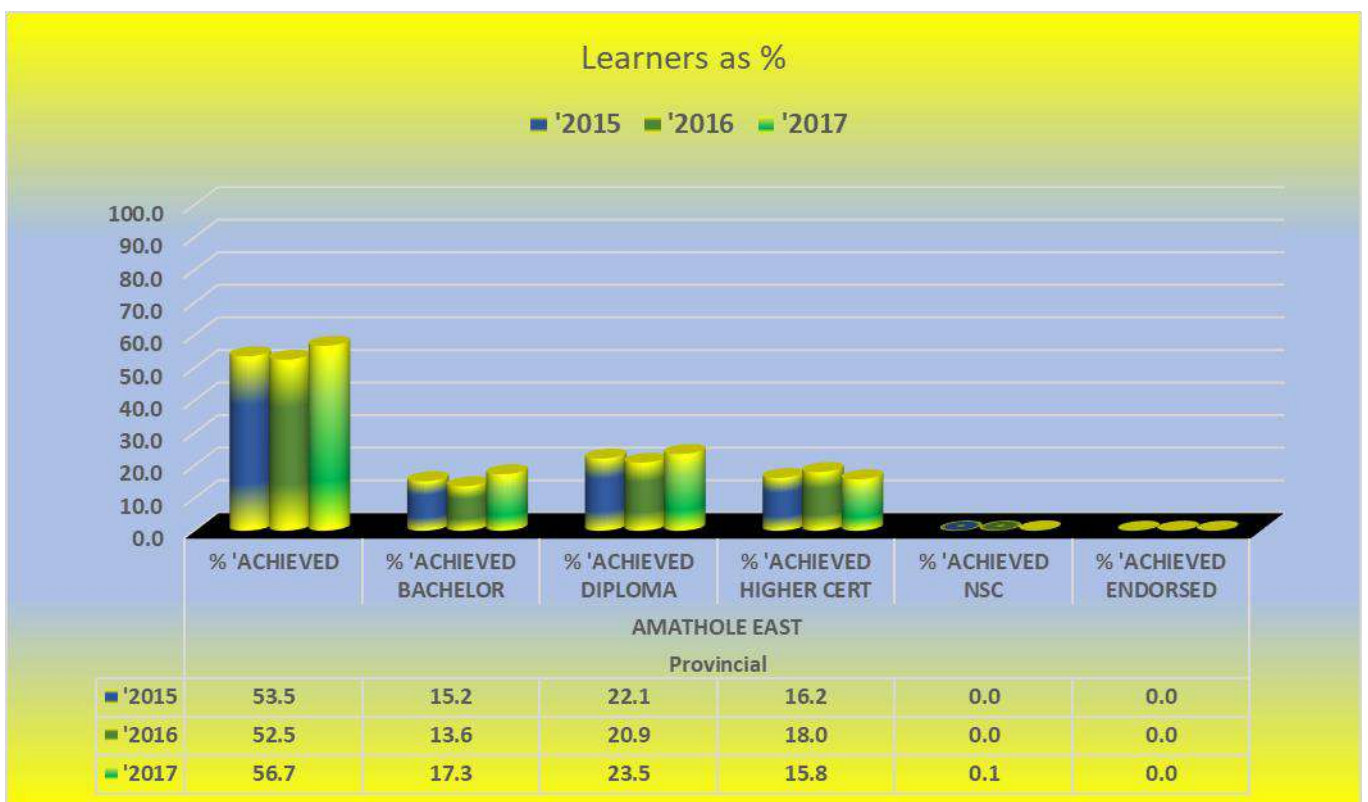
Alfred Nzo West %



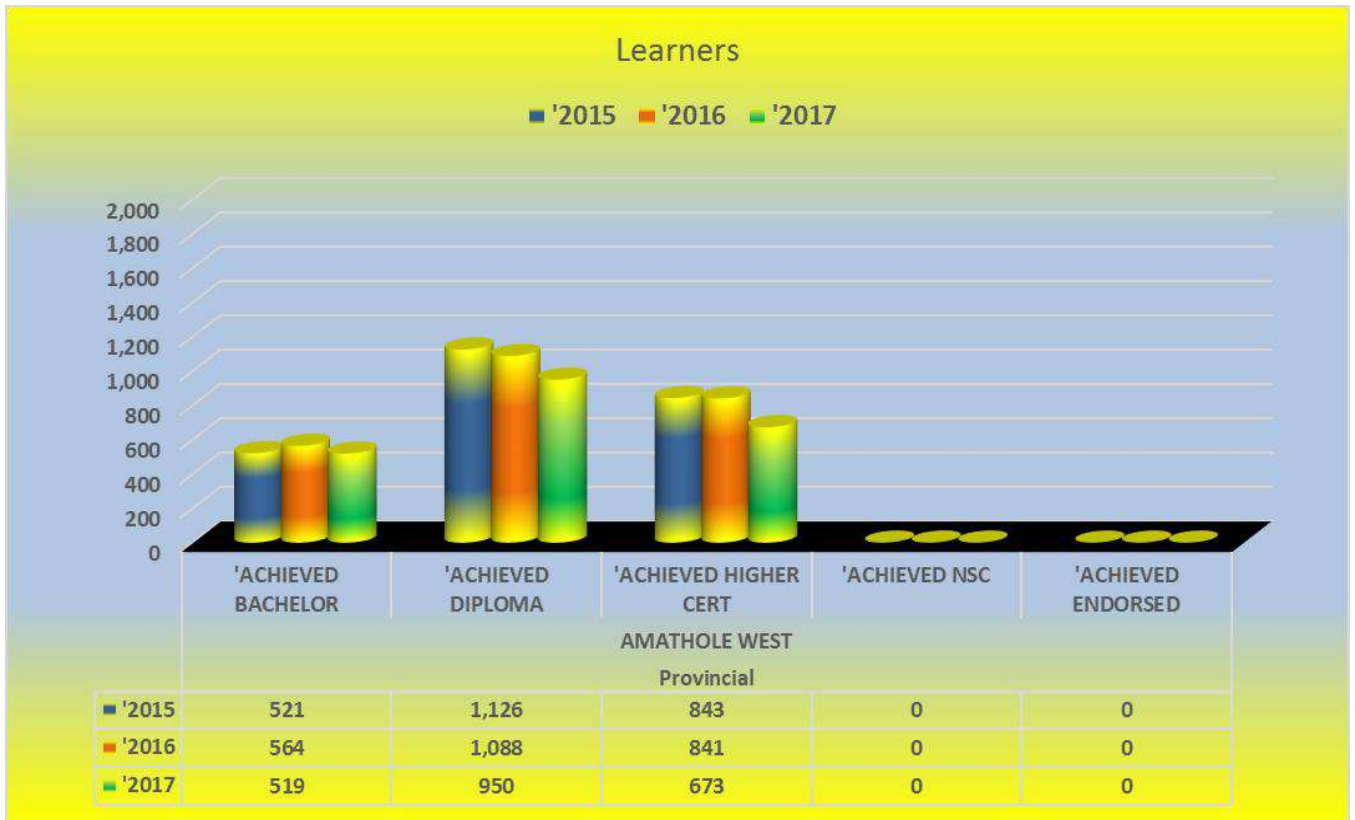
Amathole East



Amathole East %



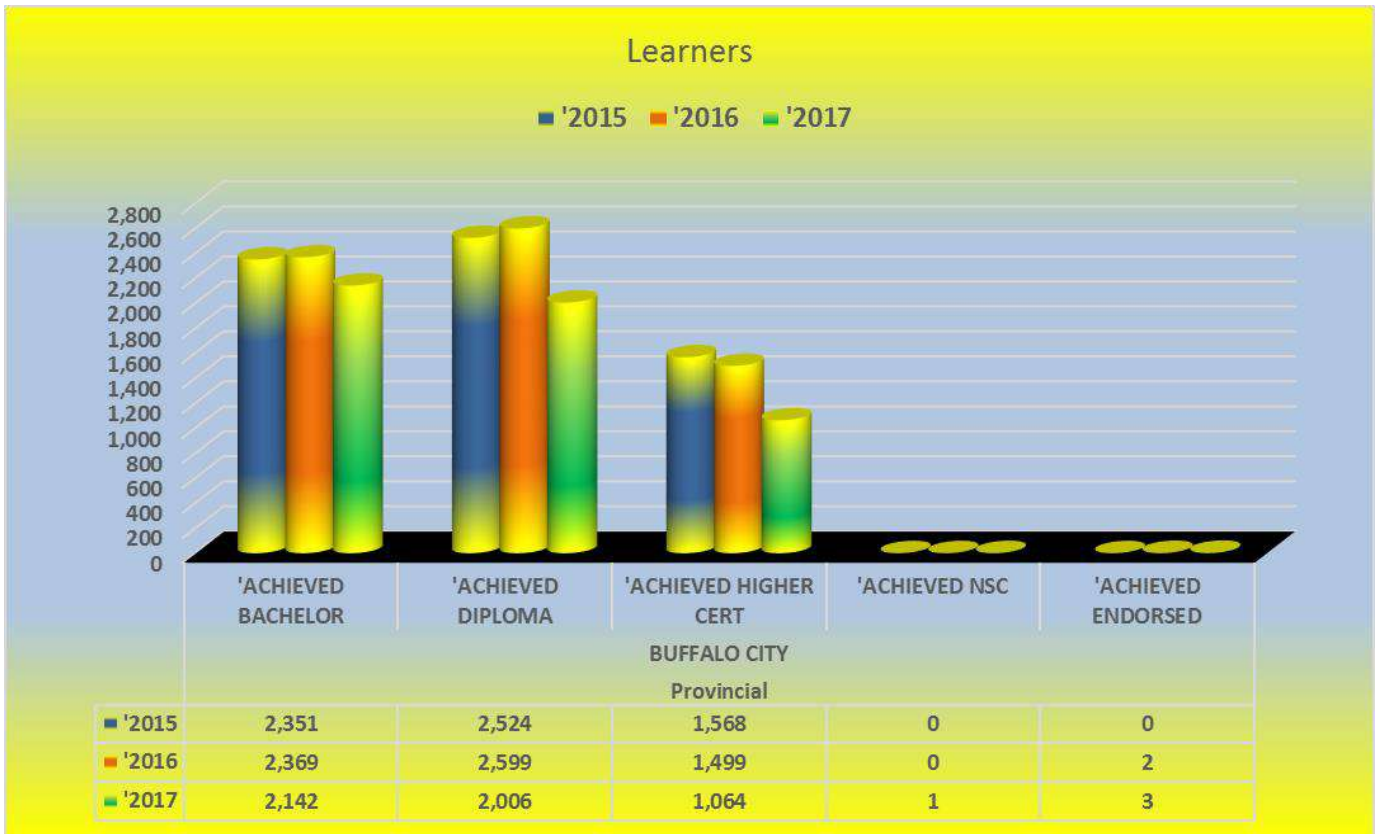
Amathole West



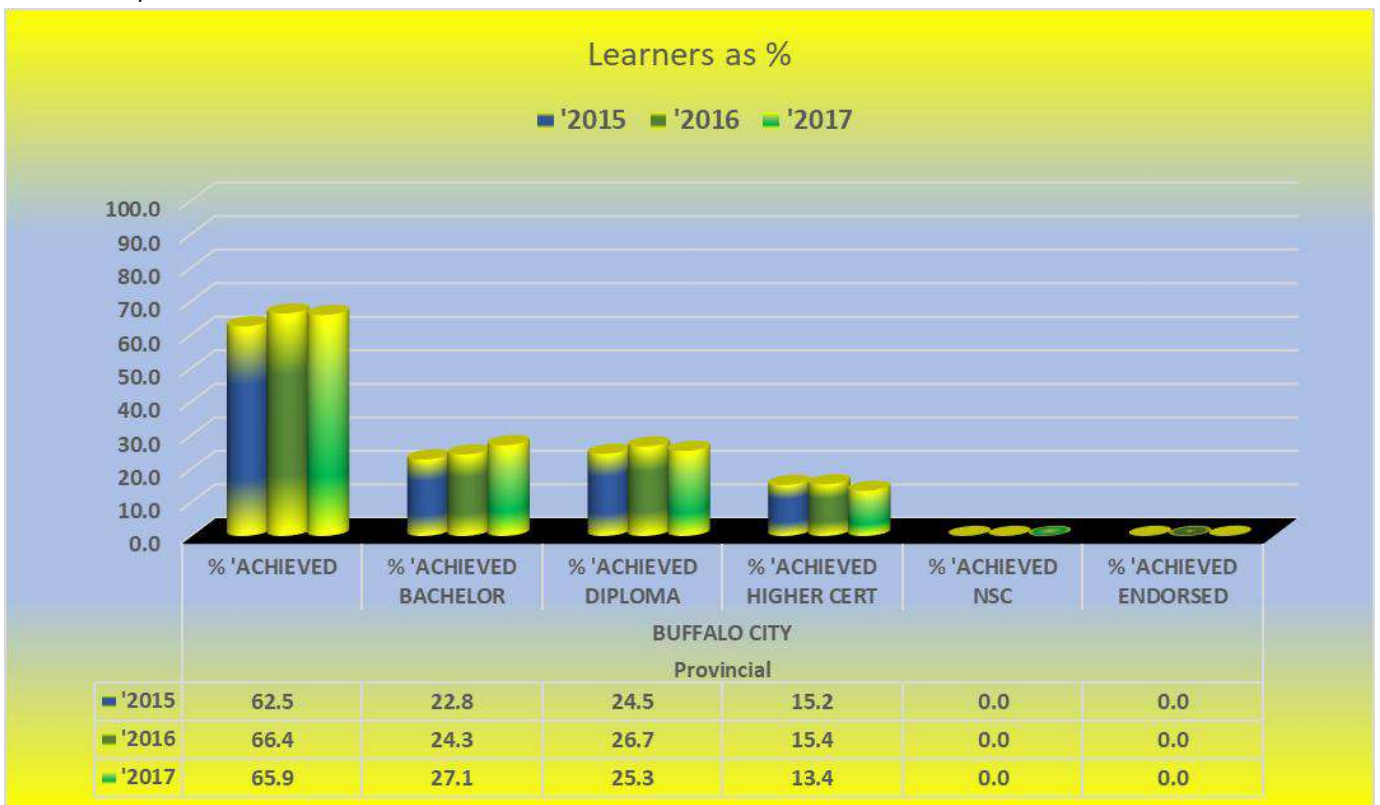
Amathole West %



Buffalo City



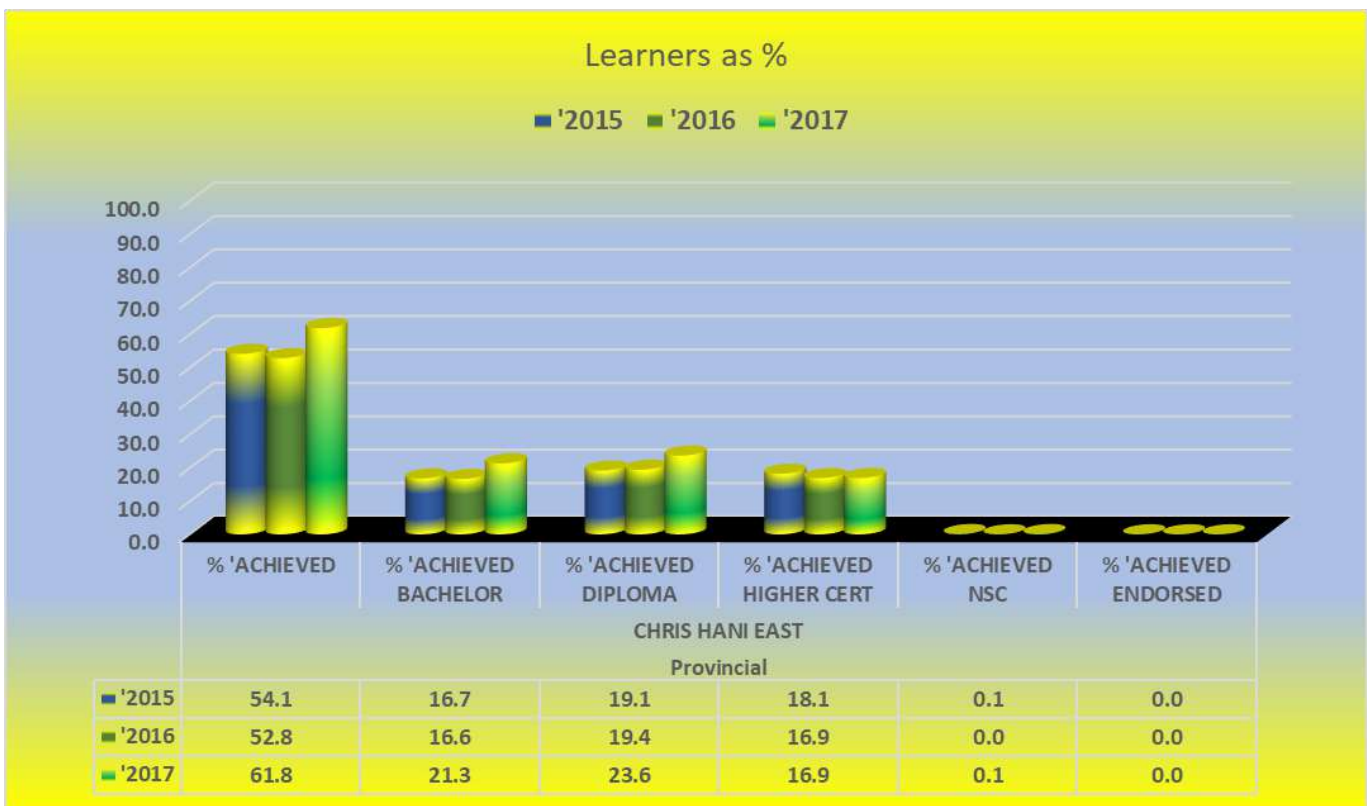
Buffalo City %



Chris Hani East



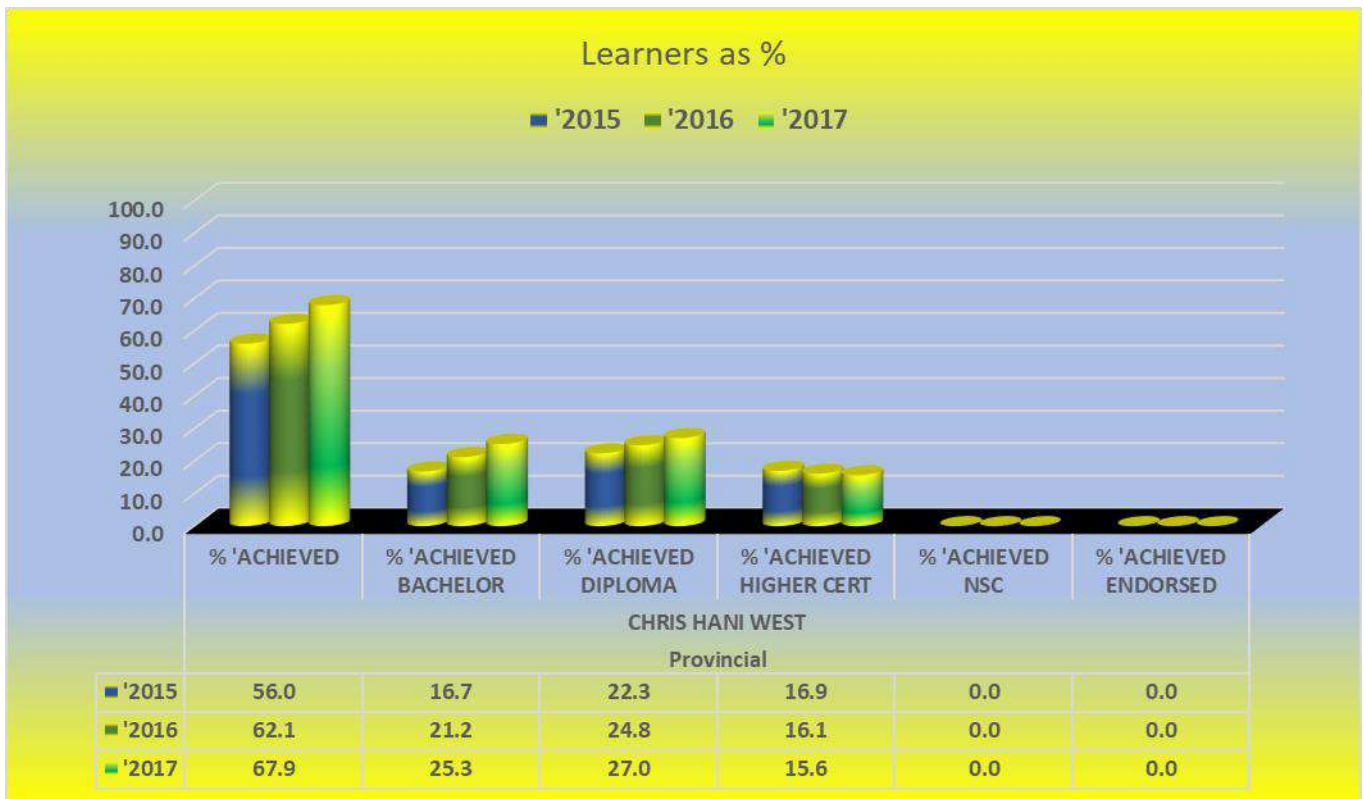
Chris Hani East %



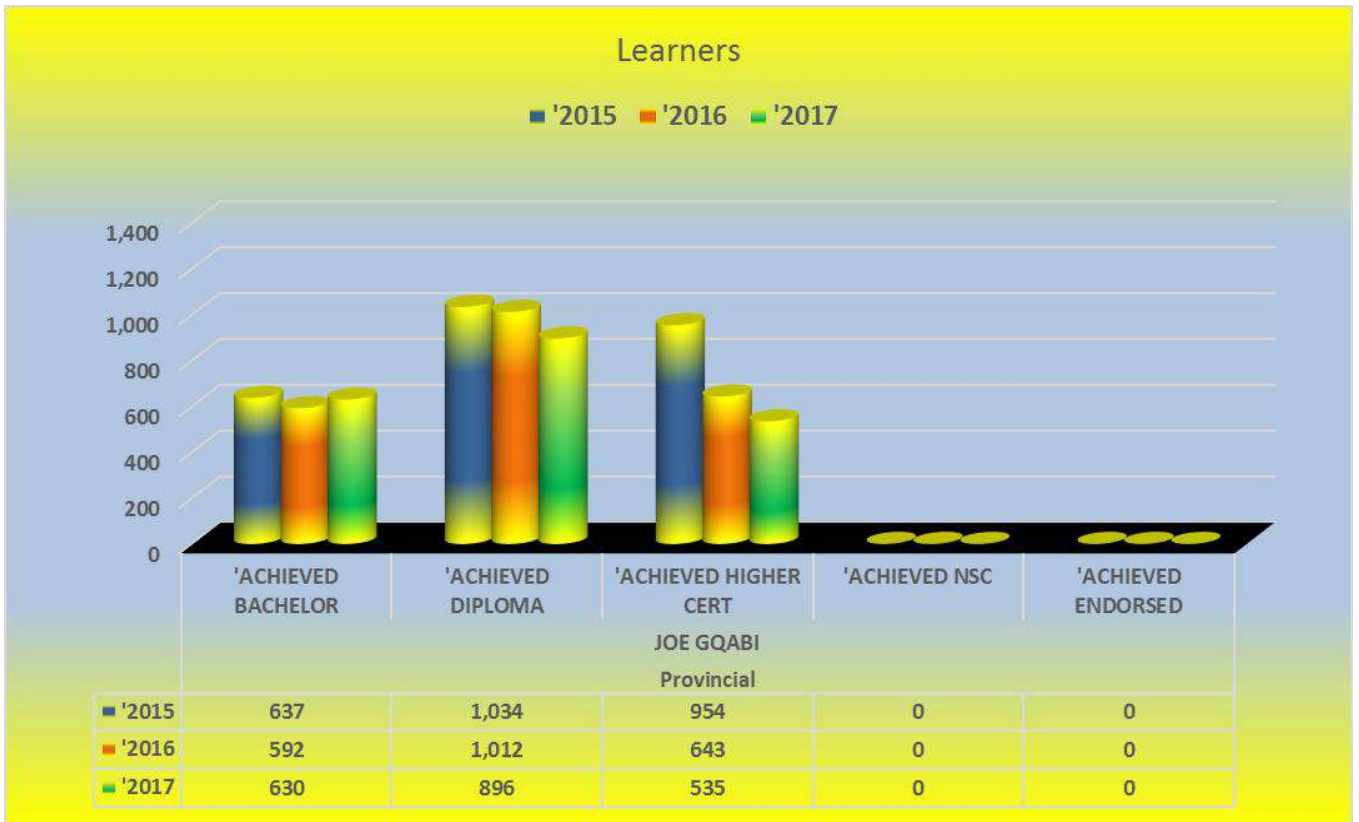
Chris Hani West



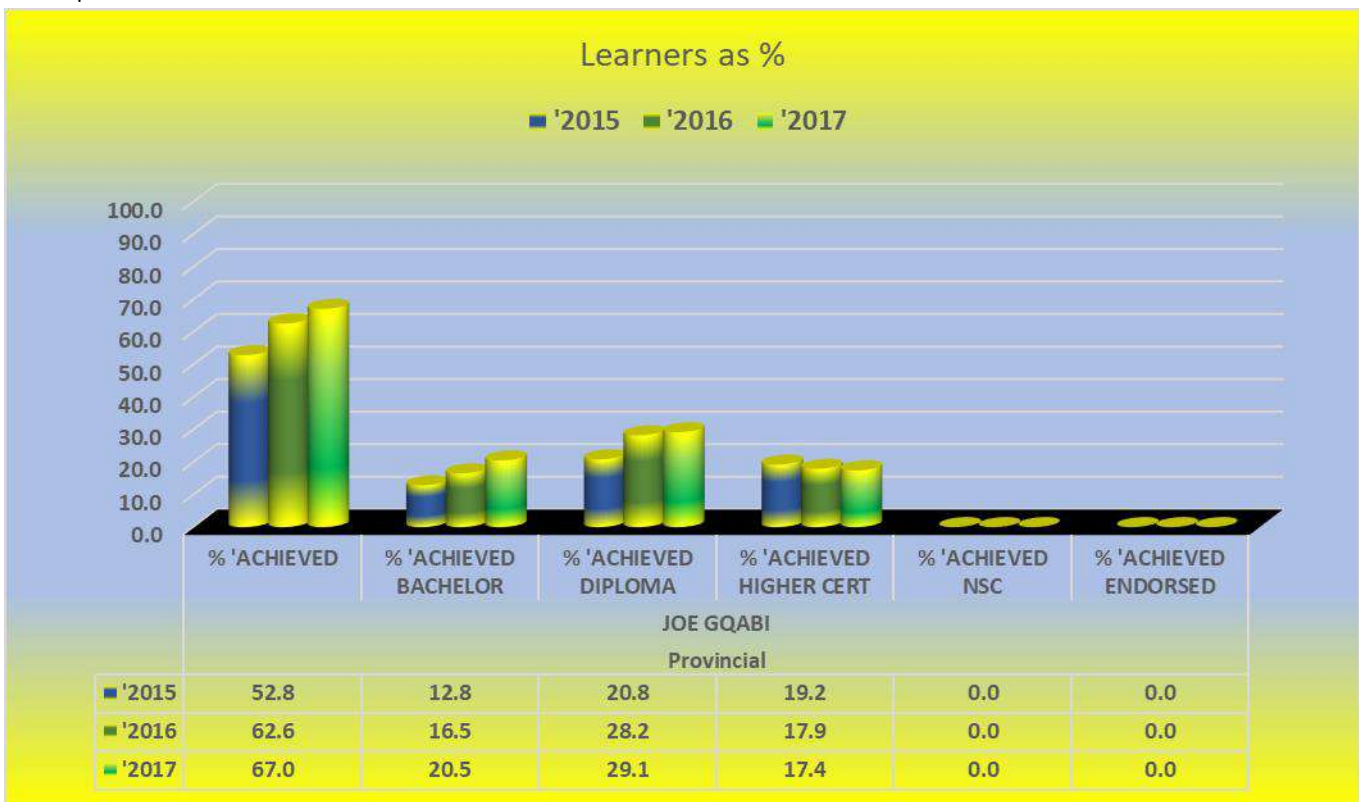
Chris Hani West %



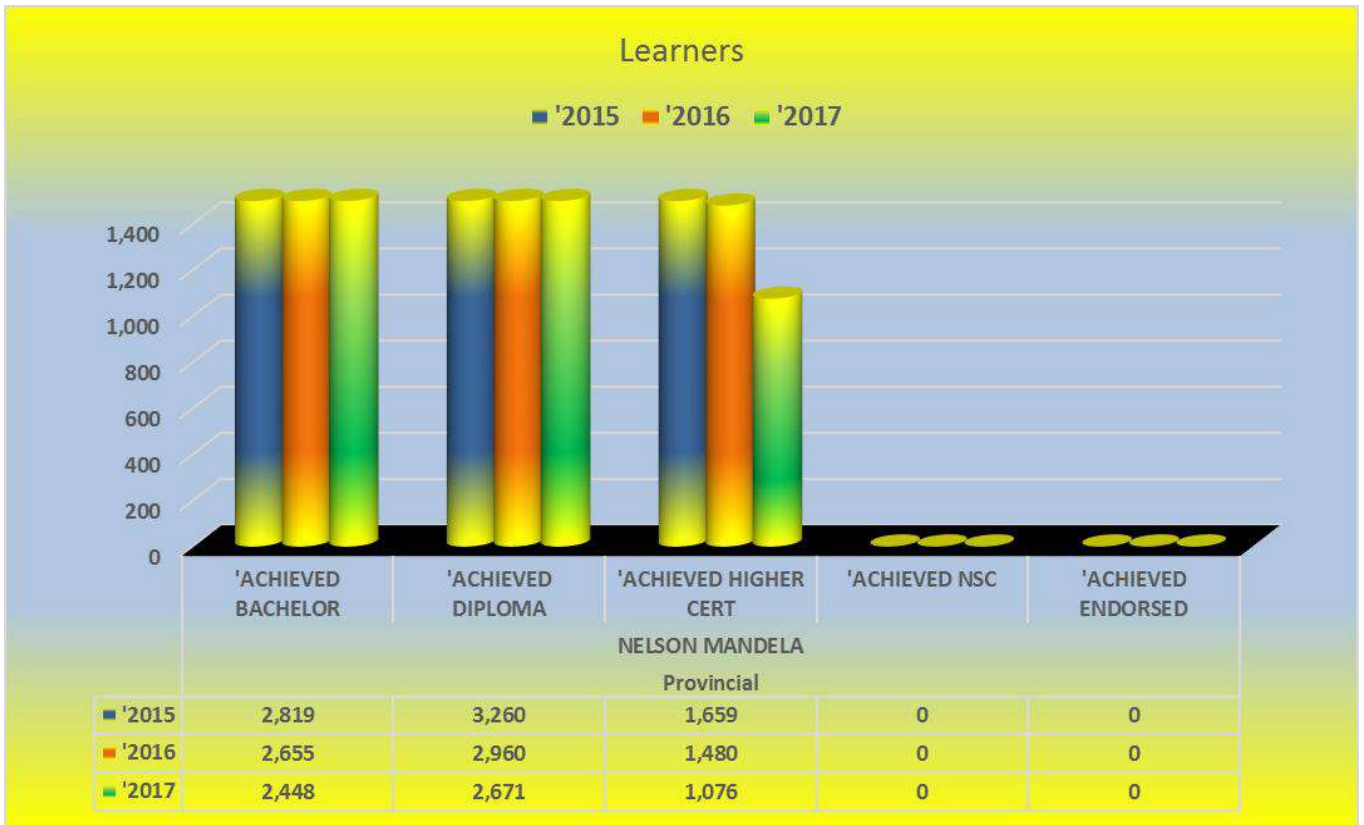
Joe Gqabi



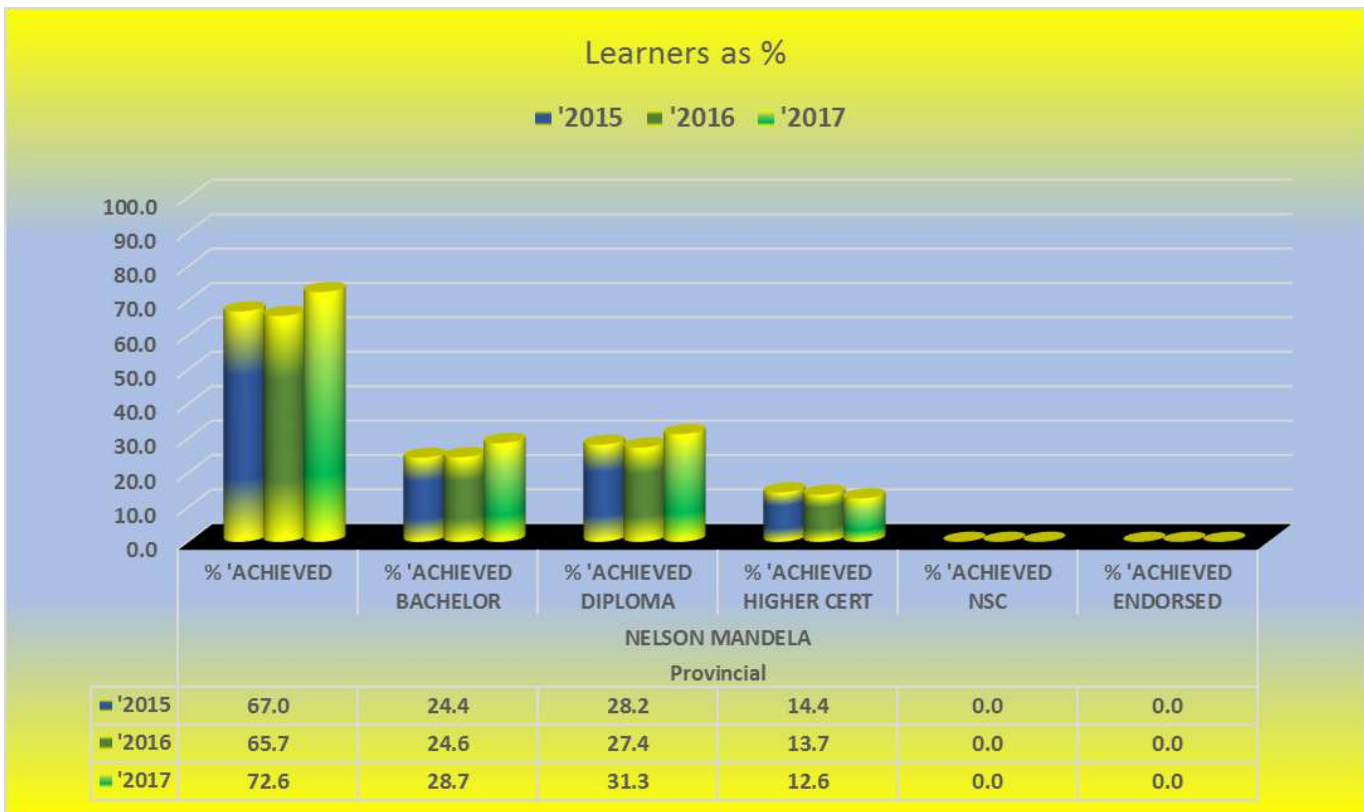
Joe Gqabi %



Nelson Mandela



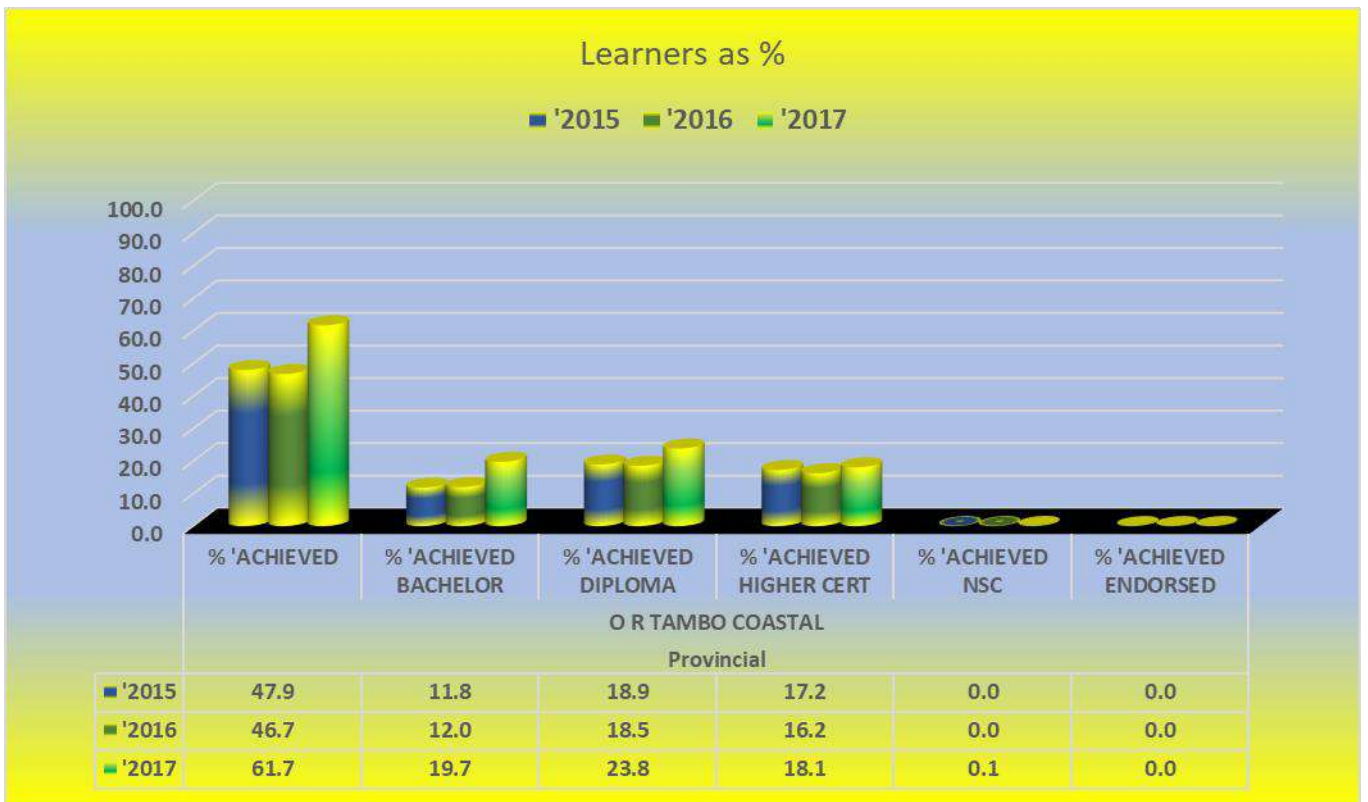
Nelson Mandela %



O R Tambo Coastal



O R Tambo Coastal %



O R Tambo Inland



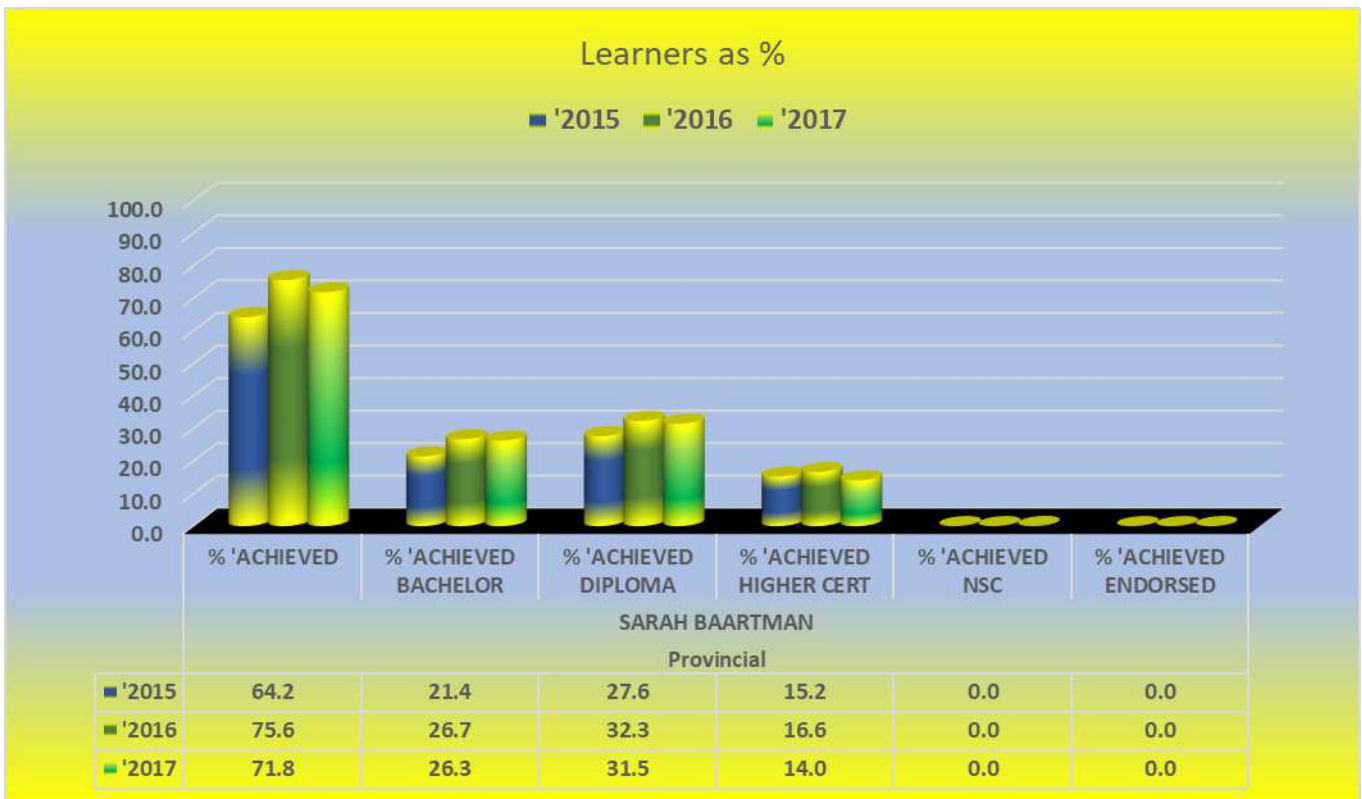
O R Tambo Inland %



Sarah Baartman

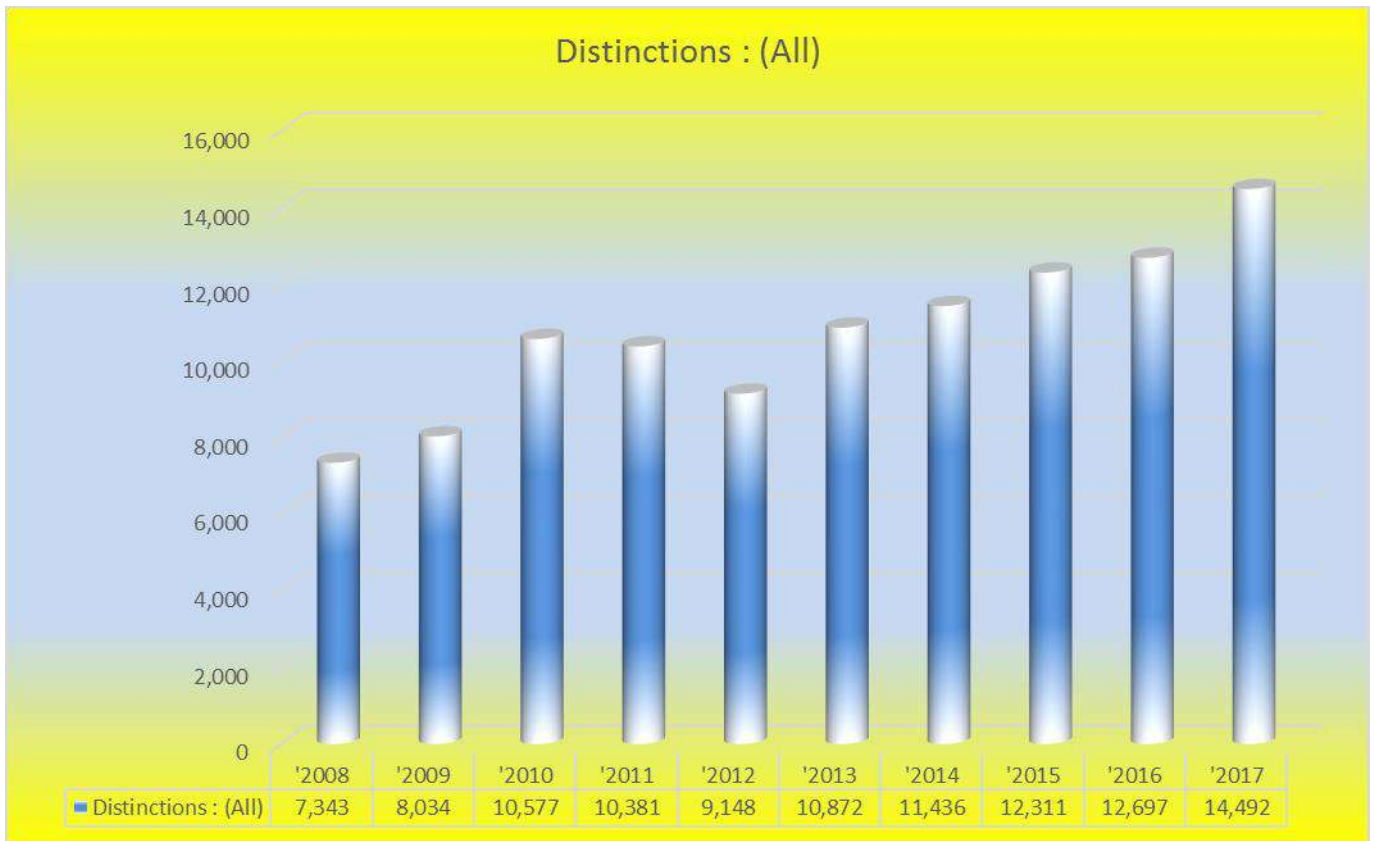


Sarah Baartman %

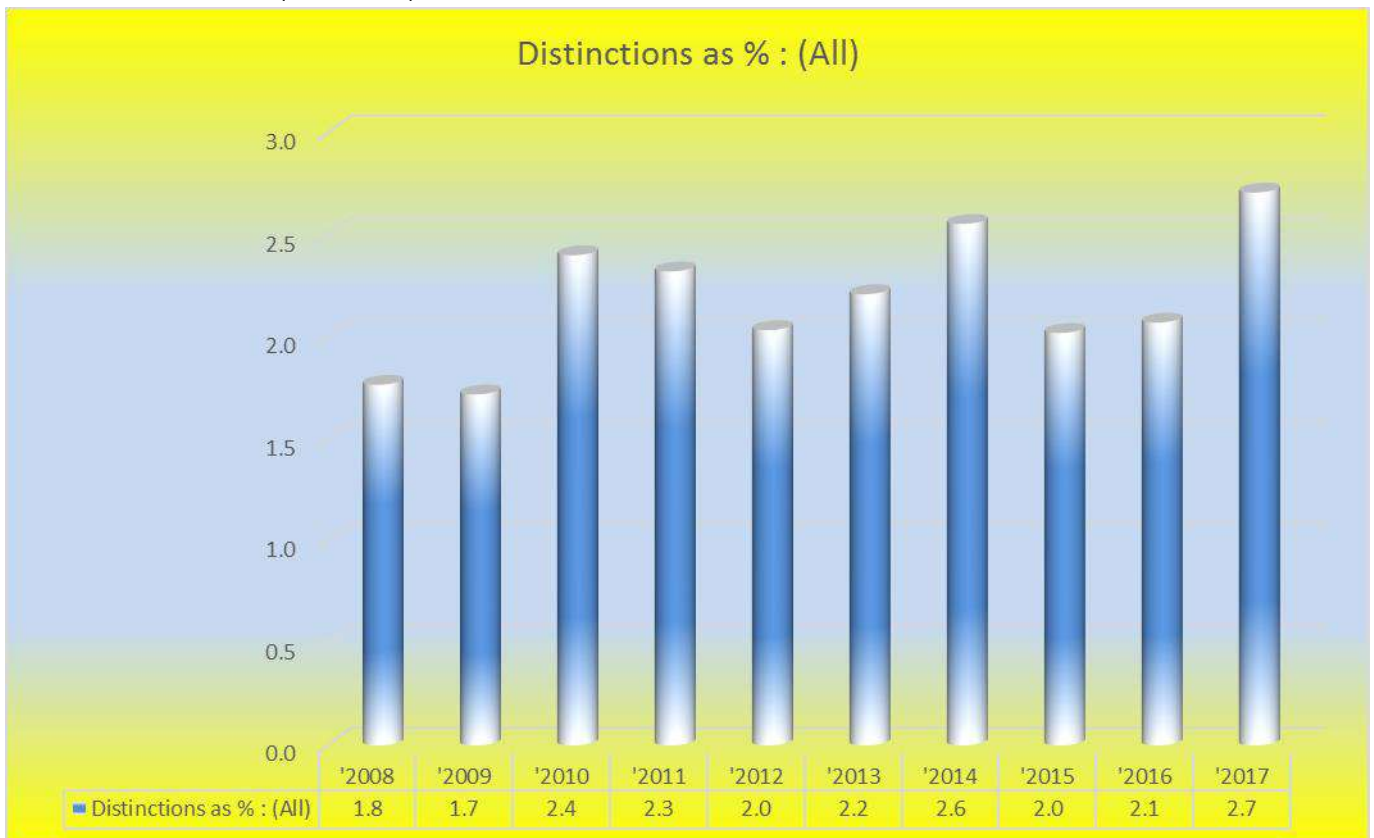


Distinctions

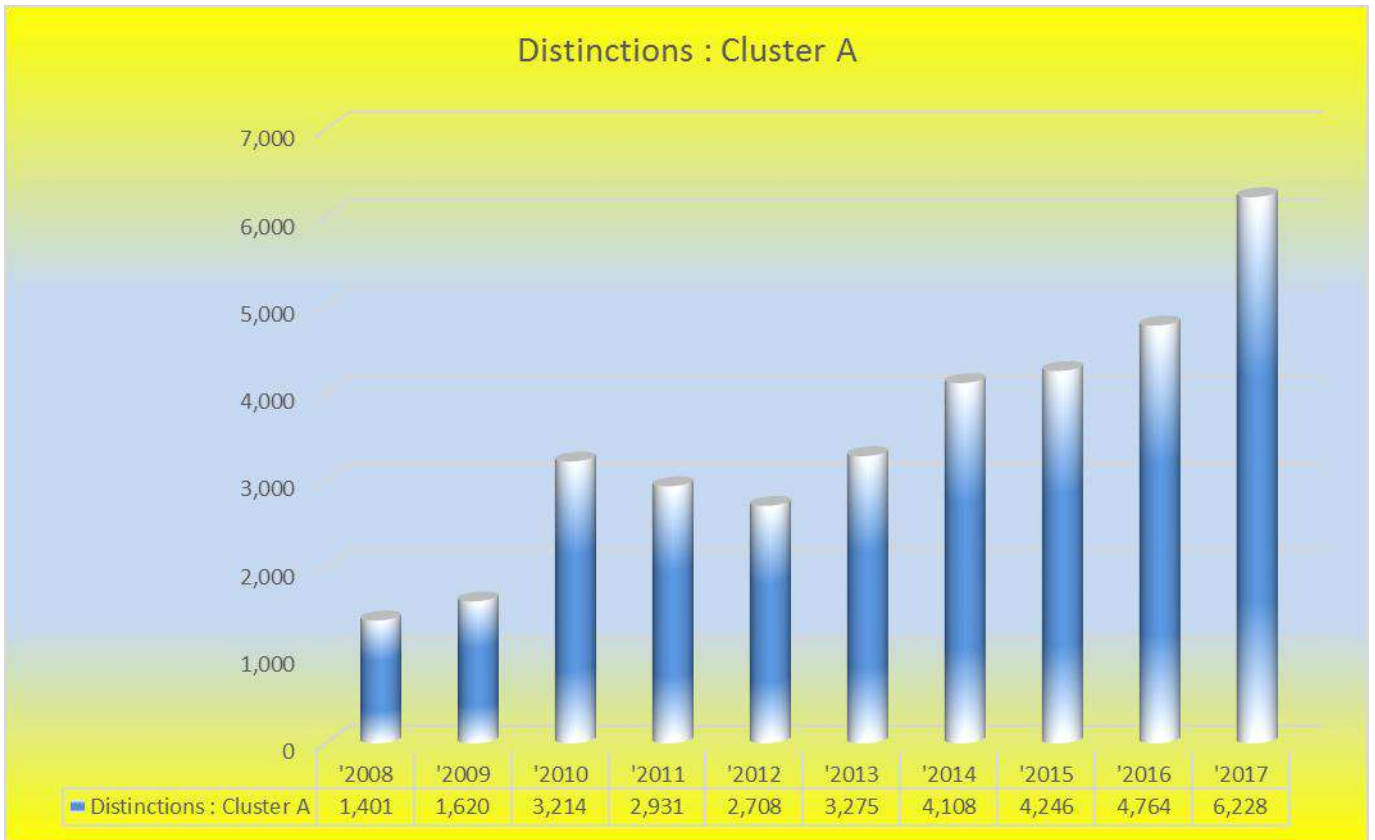
Number of Distinctions (Province)



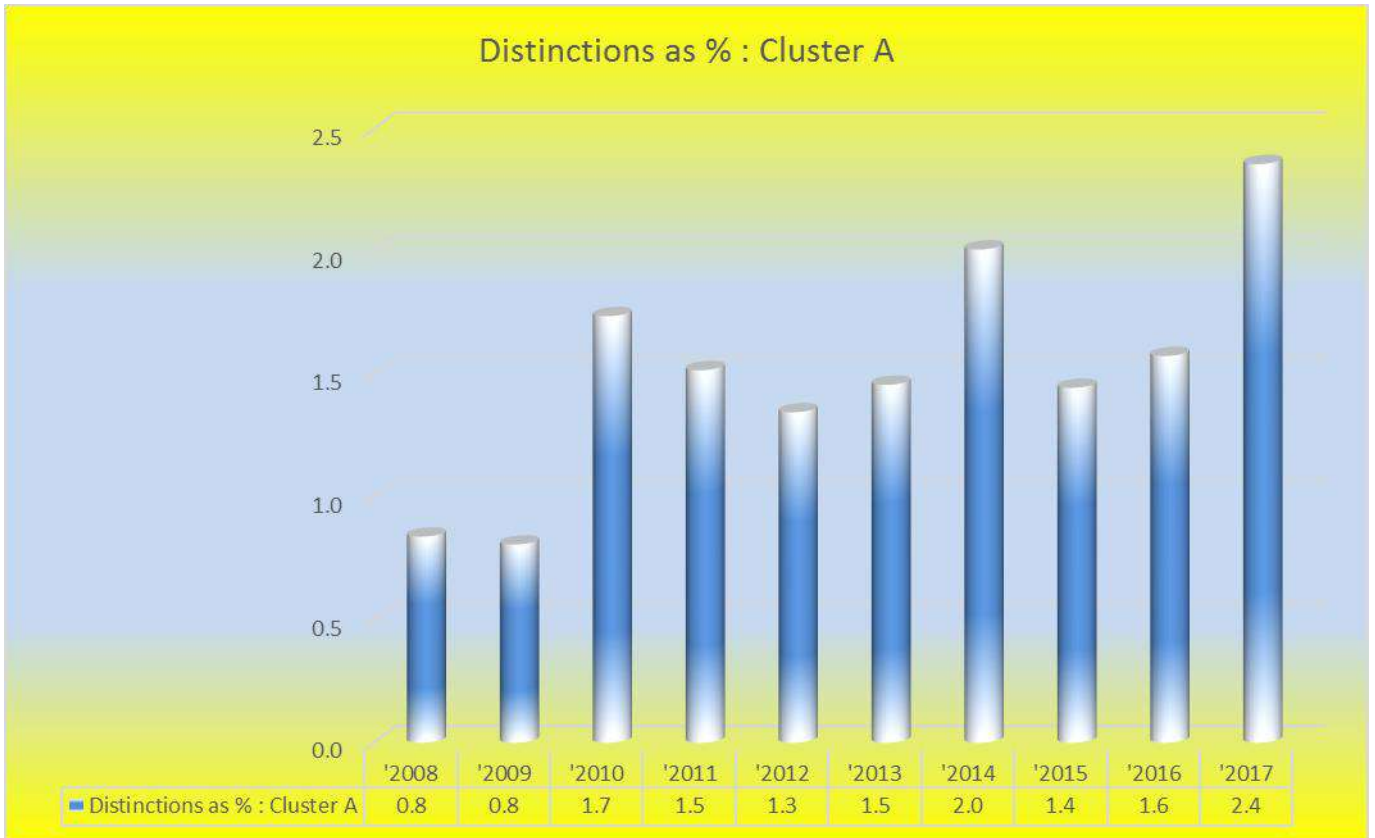
Percent Distinctions (Province)



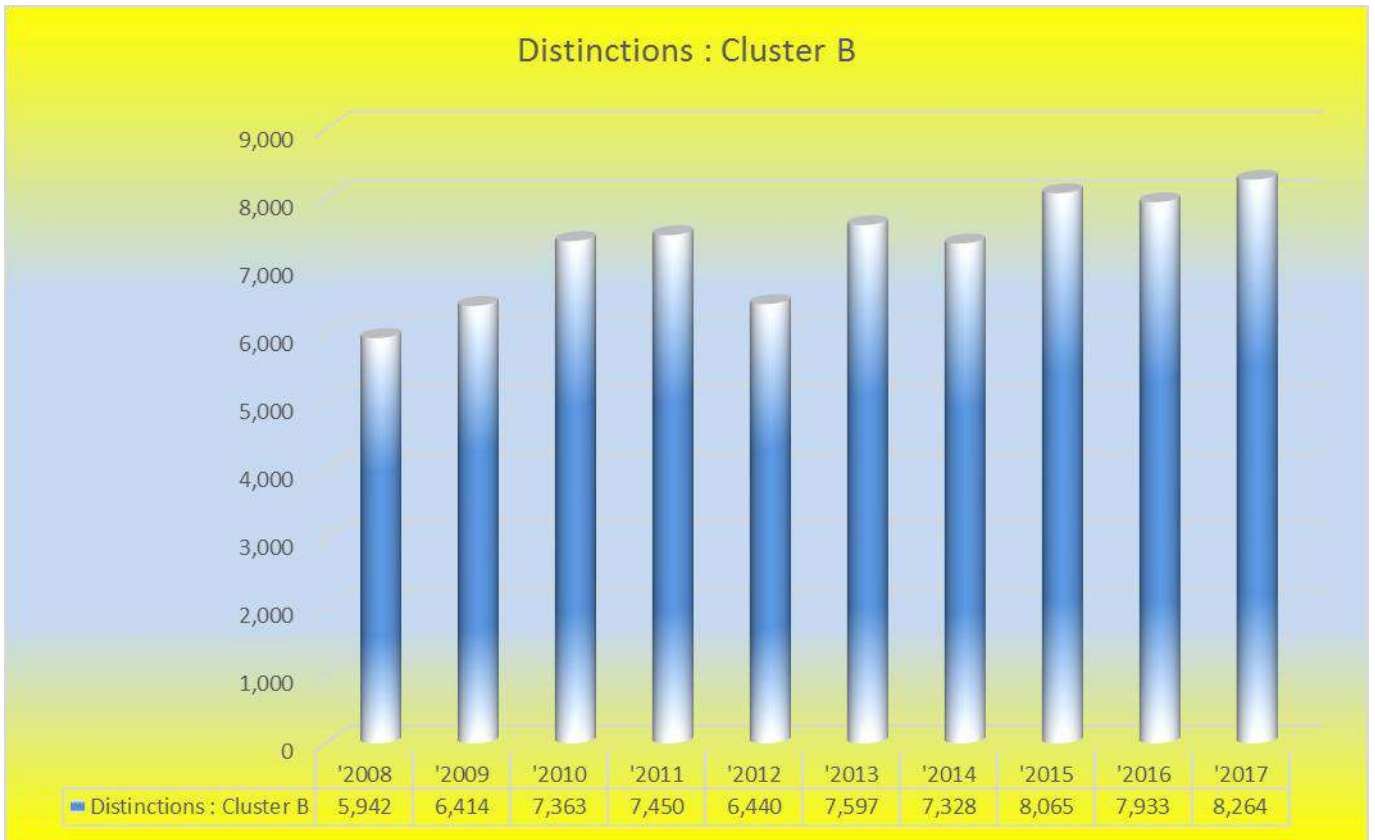
Number of Distinctions (Cluster A)



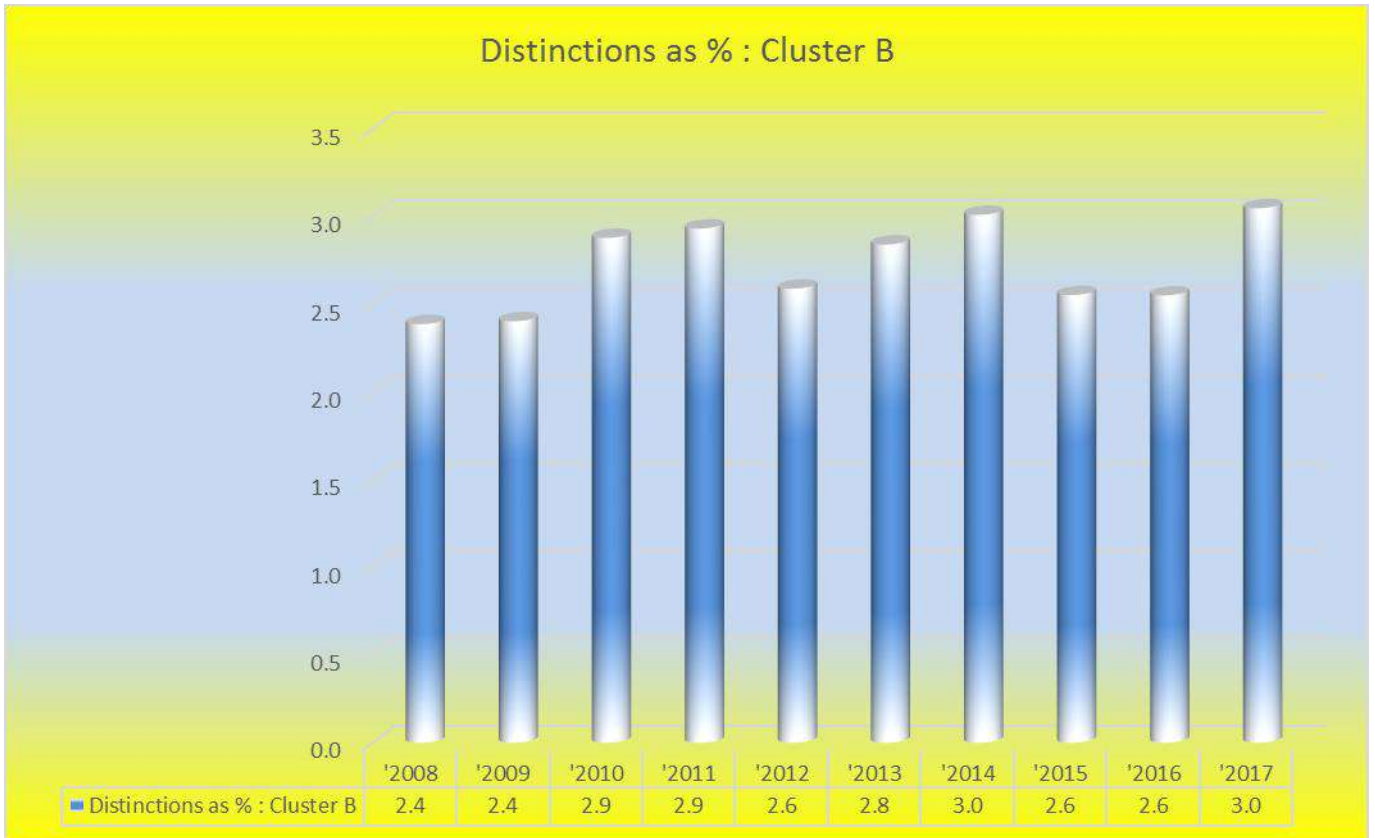
Percent Distinctions (Cluster A)



Number of Distinction (Cluster B)



Percent Distinctions (Cluster B)



Distinctions by District

District	Values	Year '2015	'2016	'2017	'2015	'2016	'2017	Difference 2017-2016
ALFRED NZO EAST	Distinctions	292	446	475				
	Wrote	28492	33746	30165	1.0	1.3	1.6	0.3
ALFRED NZO WEST	Distinctions	603	758	1157				
	Wrote	53910	56742	49703	1.1	1.3	2.3	1.0
AMATHOLE EAST	Distinctions	1009	756	984				
	Wrote	65235	67826	59777	1.5	1.1	1.6	0.5
AMATHOLE WEST	Distinctions	299	252	342				
	Wrote	33752	34239	29969	0.9	0.7	1.1	0.4
BUFFALO CITY	Distinctions	2130	2365	2341				
	Wrote	71764	71717	60164	3.0	3.3	3.9	0.6
CHRIS HANI EAST	Distinctions	402	610	764				
	Wrote	32892	36871	32682	1.2	1.7	2.3	0.7
CHRIS HANI WEST	Distinctions	810	908	967				
	Wrote	41755	37845	35029	1.9	2.4	2.8	0.4
JOE GQABI	Distinctions	429	326	447				
	Wrote	35236	30049	26047	1.2	1.1	1.7	0.6
NELSON MANDELA	Distinctions	3169	2932	2938				
	Wrote	80374	78521	66017	3.9	3.7	4.5	0.7
O R TAMBO COASTAL	Distinctions	912	834	1329				
	Wrote	75210	81076	64569	1.2	1.0	2.1	1.0
O R TAMBO INLAND	Distinctions	1608	1790	2056				
	Wrote	68041	63954	61089	2.4	2.8	3.4	0.6
SARAH BAARTMAN	Distinctions	648	720	692				
	Wrote	23043	20855	20211	2.8	3.5	3.4	-0.1

Centre Performance			Year			Difference 2017-2016
Centre	Quintile	Values	'2015	'2016	'2017	
A D TSHAYINGCA SECONDARY SCHOOL - 4241001	'3	%Achieved		60.3	77.0	16.7
		ACHIEVED		126	194	
		WROTE		209	252	
A M SITYANA HIGH SCHOOL - 4311001	'2	%Achieved	39.0	40.0	50.0	10.0
		ACHIEVED	16	18	15	
		WROTE	41	45	30	
A M ZANTSI SENIOR SECONDARY SCHOOL - 4261001	'1	%Achieved	82.8	84.5	87.3	2.8
		ACHIEVED	53	49	48	
		WROTE	64	58	55	
A M TAPA SENIOR SECONDARY SCHOOL - 4311003	'3	%Achieved	47.4	36.7	54.8	18.0
		ACHIEVED	27	18	23	
		WROTE	57	49	42	
A V PLATJIE S S – 4291001	'3	%Achieved	50.0	66.7	75.0	8.3
		ACHIEVED	26	14	18	
		WROTE	52	21	24	
ABAMBO HIGH SCHOOL – 4331001	'2	%Achieved	42.9	51.8	44.7	-7.1
		ACHIEVED	51	44	42	
		WROTE	119	85	94	
ABERDEEN SENIOR SECONDARY SCHOOL - 4351001	'3	%Achieved	29.5	47.5	35.2	-12.4
		ACHIEVED	18	29	19	
		WROTE	61	61	54	
ADELAIDE GYMNASIUM – 4311002	'4	%Achieved	80.2	81.8	67.6	-14.2
		ACHIEVED	65	54	46	
		WROTE	81	66	68	
ADVENT COMPREHENSIVE SCHOOL - 4252085	'99	%Achieved	60.3	71.1	50.8	-20.3
		ACHIEVED	47	32	30	
		WROTE	78	45	59	
AEROVILLE SENIOR SECONDARY SCHOOL - 4351002	'3	%Achieved	57.1	84.1	69.8	-14.2
		ACHIEVED	56	58	44	
		WROTE	98	69	63	
AL AZHAR INSTITUTE – 4342098	'99	%Achieved			100.0	100.0
		ACHIEVED			15	
		WROTE			15	
ALEXANDER ROAD HIGH SCHOOL - 4341002	'5	%Achieved	99.1	99.0	98.5	-0.4
		ACHIEVED	229	195	203	
		WROTE	231	197	206	
ALEXANDRIA HIGH SCHOOL - 4351003	'3	%Achieved	70.3	70.7	57.1	-13.6
		ACHIEVED	26	29	28	
		WROTE	37	41	49	
ALIWAL NORTH HIGH SCHOOL - 4271001	'5	%Achieved	95.1	90.7	97.0	6.3

Centre Performance			Year			Difference
Centre	Quintile	Values	'2015	'2016	'2017	2017-2016
		ACHIEVED	78	78	97	
		WROTE	82	86	100	
ALPHENDALE SECONDARY SCHOOL - 4321002	'4	%Achieved	84.2	78.7	74.3	-4.4
		ACHIEVED	160	107	110	
		WROTE	190	136	148	
ALTHORPE COLLEGE – 4322003	'99	%Achieved	47.7	57.4	68.2	10.8
		ACHIEVED	41	35	30	
		WROTE	86	61	44	
AMABELE SENIOR SECONDARY SCHOOL - 4301001	'1	%Achieved	76.3	70.6	63.6	-7.0
		ACHIEVED	29	36	21	
		WROTE	38	51	33	
AMABHELE HIGH SCHOOL - 4311004	'3	%Achieved	47.4	33.3		-
		ACHIEVED	9	7		
		WROTE	19	21		
AMAJINGQI SENIOR SECONDARY SCHOOL - 4311005	'3	%Achieved	27.8	54.3	55.0	0.7
		ACHIEVED	15	25	22	
		WROTE	54	46	40	
AMAZIZI SENIOR SECONDARY SCHOOL - 4311006	'3	%Achieved	68.1	48.7	65.8	17.1
		ACHIEVED	92	75	52	
		WROTE	135	154	79	
ARCADIA SENIOR SECONDARY SCHOOL - 4341003	'3	%Achieved	65.4	37.8	54.7	16.9
		ACHIEVED	85	51	29	
		WROTE	130	135	53	
ARCHIE VELILE S S S - 4321004	'3	%Achieved	55.3	43.2	70.8	27.7
		ACHIEVED	57	38	51	
		WROTE	103	88	72	
ARTHUR MFEBE SENIOR SECONDARY SCHOOL - 4261002	'3	%Achieved	46.4	55.9	59.0	3.1
		ACHIEVED	32	38	23	
		WROTE	69	68	39	
ARTHUR NGUNGA SENIOR SECONDARY SCHOOL - 4251001	'2	%Achieved	76.3	47.9	77.2	29.3
		ACHIEVED	74	78	88	
		WROTE	97	163	114	
ASHERVILLE SENIOR SECONDARY SCHOOL - 4351004	'3	%Achieved	53.7	75.4	52.6	-22.7
		ACHIEVED	51	52	20	
		WROTE	95	69	38	
ATTWELL MADALA HIGH SCHOOL - 4291002	'4	%Achieved	66.5	61.5	56.5	-5.0
		ACHIEVED	109	155	118	
		WROTE	164	252	209	
AZARIEL SENIOR SECONDARY SCHOOL - 4251002	'1	%Achieved			79.3	79.3
		ACHIEVED			46	

Centre Performance		Year				Difference 2017-2016
Centre	Quintile	Values	'2015	'2016	'2017	
		WROTE			58	
B KAT SENIOR SECONDARY SCHOOL - 4321005	'3	%Achieved	40.7	48.0	20.0	-28.0
		ACHIEVED	11	12	4	
		WROTE	27	25	20	
BADI SENIOR SECONDARY SCHOOL - 4301002	'2	%Achieved	51.7	59.8	24.4	-35.4
		ACHIEVED	75	64	21	
		WROTE	145	107	86	
BALENI SENIOR SECONDARY SCHOOL - 4241002	'1	%Achieved	56.4	42.5	59.4	16.9
		ACHIEVED	75	51	60	
		WROTE	133	120	101	
BAMBILANGA SENIOR SECONDARY SCHOOL - 4291003	'1	%Achieved	63.6	52.1	56.3	4.2
		ACHIEVED	28	25	27	
		WROTE	44	48	48	
BARKLY EAST HIGH SCHOOL - 4271002	'4	%Achieved	96.6	100.0	88.2	-11.8
		ACHIEVED	28	24	30	
		WROTE	29	24	34	
BASHEE SENIOR SECONDARY SCHOOL - 4301003	'1	%Achieved	57.0	40.2	47.8	7.6
		ACHIEVED	77	76	43	
		WROTE	135	189	90	
BATANDWA NDONDO SENIOR SECONDARY SCH - 4261003	'3	%Achieved	33.6	50.0	67.6	17.6
		ACHIEVED	46	46	50	
		WROTE	137	92	74	
BAZINDLOVU SENIOR SECONDARY SCHOOL - 4291004	'2	%Achieved	58.3	56.4	69.6	13.2
		ACHIEVED	49	31	48	
		WROTE	84	55	69	
BEACONHURST SCHOOL - 4321006	'5	%Achieved	100.0	100.0	100.0	0.0
		ACHIEVED	62	54	47	
		WROTE	62	54	47	
BELE ZINGCUKA TECHNICAL COLLEGE - 4291005	'3	%Achieved	36.5	66.7	46.3	-20.4
		ACHIEVED	23	14	25	
		WROTE	63	21	54	
BEN MALI SENIOR SECONDARY SCHOOL - 4281001	'1	%Achieved	51.1	28.2	94.8	66.7
		ACHIEVED	118	51	55	
		WROTE	231	181	58	
BENGU AGRICULTURAL HIGH SCHOOL - 4331002	'1	%Achieved	30.6	26.3	82.4	56.0
		ACHIEVED	11	10	14	
		WROTE	36	38	17	
BERGVIEW COLLEGE - 4252003	'99	%Achieved			85.4	85.4
		ACHIEVED			35	
		WROTE			41	

Centre Performance			Year			Difference
Centre	Quintile	Values	'2015	'2016	'2017	2017-2016
BERTRAM SECONDARY SCHOOL - 4341004	'3	%Achieved	68.9	52.1	70.0	17.9
		ACHIEVED	131	86	70	
		WROTE	190	165	100	
BETHANIA SENIOR SECONDARY SCHOOL - 4271003	'1	%Achieved	8.2	20.0	18.4	-1.6
		ACHIEVED	5	14	7	
		WROTE	61	70	38	
BETHEL COLLEGE HIGH SCHOOL - 4302004	'99	%Achieved	67.4	70.6	85.0	14.4
		ACHIEVED	31	24	34	
		WROTE	46	34	40	
BETHELSDORP COMPREHENSIVE SCHOOL - 4341005	'3	%Achieved	76.6	75.2	85.4	10.2
		ACHIEVED	98	106	76	
		WROTE	128	141	89	
BHEKIZULU SENIOR SECONDARY SCHOOL - 4281002	'3	%Achieved	34.1	55.8	51.5	-4.3
		ACHIEVED	61	48	50	
		WROTE	179	86	97	
BHISHO HIGH SCHOOL - 4321007	'3	%Achieved	85.7	84.4	79.6	-4.8
		ACHIEVED	162	205	144	
		WROTE	189	243	181	
BHONGOLETHU SENIOR SECONDARY SCHOOL - 4301007	'2	%Achieved	31.4	37.5	0.0	-
		ACHIEVED	11	9	0	
		WROTE	35	24	1	
BHONGOLETHU SENIOR SECONDARY SCHOOL - 4321008	'2	%Achieved	62.5	63.3	45.6	-17.7
		ACHIEVED	45	50	41	
		WROTE	72	79	90	
BHONXA HIGH SCHOOL - 4251004	'2	%Achieved	43.6	66.5	58.0	-8.5
		ACHIEVED	72	141	98	
		WROTE	165	212	169	
BISHOP DEMONT SECONDARY SCHOOL - 4271004	'3	%Achieved	51.4	62.7	62.1	-0.6
		ACHIEVED	37	37	36	
		WROTE	72	59	58	
BIZANA SENIOR SECONDARY SCHOOL - 4241003	'3	%Achieved	62.3	66.4	74.6	8.2
		ACHIEVED	279	279	265	
		WROTE	448	420	355	
BLIKANA SENIOR SECONDARY SCHOOL - 4271005	'2	%Achieved	24.3	25.6	65.1	39.6
		ACHIEVED	26	23	28	
		WROTE	107	90	43	
BLYLETTS COMBINED SCHOOL - 4321009	'2	%Achieved	79.7	70.4	78.5	8.1
		ACHIEVED	110	76	73	
		WROTE	138	108	93	
BLYTHSWOOD INSTITUTION - 4301005	'3	%Achieved	42.0	58.4	62.8	4.4

Centre Performance			Year			Difference
Centre	Quintile	Values	'2015	'2016	'2017	2017-2016
		ACHIEVED	34	59	49	
		WROTE	81	101	78	
BODWENI SENIOR SECONDARY SCHOOL - 4281003	'1	%Achieved	25.6	27.4	34.9	7.5
		ACHIEVED	40	46	30	
		WROTE	156	168	86	
BOMELA SENIOR SECONDARY SCHOOL - 4301006	'2	%Achieved	45.5	65.3	86.4	21.1
		ACHIEVED	35	32	19	
		WROTE	77	49	22	
BONKOLO SENIOR SECONDARY SCHOOL - 4301008	'3	%Achieved	45.1	50.0	54.9	4.9
		ACHIEVED	37	65	90	
		WROTE	82	130	164	
BOOYSEN PARK SECONDARY SCHOOL - 4341006	'3	%Achieved	60.7	39.1	44.4	5.4
		ACHIEVED	91	50	28	
		WROTE	150	128	63	
BOTHA SGCAU SENIOR SECONDARY SCHOOL - 4281004	'1	%Achieved	21.4	15.7	36.6	20.8
		ACHIEVED	15	20	15	
		WROTE	70	127	41	
BRANDWAG HIGH SCHOOL - 4341007	'5	%Achieved	99.4	99.4	98.9	-0.5
		ACHIEVED	162	156	174	
		WROTE	163	157	176	
BREIDBACH SENIOR SECONDARY SCHOOL - 4321010	'3	%Achieved	76.9	84.0	63.2	-20.8
		ACHIEVED	90	121	79	
		WROTE	117	144	125	
BROOKSNEK SENIOR SECONDARY SCHOOL - 4251005	'2	%Achieved	40.3	59.6	50.0	-9.6
		ACHIEVED	25	28	10	
		WROTE	62	47	20	
BRYLIN HIGH SCHOOL - 4342008	'99	%Achieved	81.5	89.3	80.6	-8.6
		ACHIEVED	22	25	25	
		WROTE	27	28	31	
BUBELE SENIOR SECONDARY SCHOOL - 4261004	'2	%Achieved	6.7	17.6	55.6	37.9
		ACHIEVED	1	3	5	
		WROTE	15	17	9	
BUCHULE TECHNICAL HIGH SCHOOL - 4321011	'3	%Achieved	28.4	79.3	72.0	-7.3
		ACHIEVED	31	23	18	
		WROTE	109	29	25	
BULELANI SENIOR SECONDARY SCHOOL - 4331003	'3	%Achieved	70.2	66.1	82.0	15.9
		ACHIEVED	92	115	109	
		WROTE	131	174	133	
BURGERSDORP HIGH SCHOOL - 4271006	'4	%Achieved	100.0	97.8	98.0	0.2
		ACHIEVED	51	44	49	

Centre Performance			Year			Difference
Centre	Quintile	Values	'2015	'2016	'2017	2017-2016
		WROTE	51	45	50	
BUTTERWORTH HIGH SCHOOL - 4301009	'4	%Achieved	91.8	91.7	86.5	-5.2
		ACHIEVED	78	77	64	
		WROTE	85	84	74	
BUTTERWORTH REVIVAL CHRISTIAN SCHOOL - 4302090	'2	%Achieved		82.6	67.4	-15.2
		ACHIEVED		19	29	
		WROTE		23	43	
BUWA SENIOR SECONDARY SCHOOL - 4291006	'1	%Achieved		50.0	81.8	31.8
		ACHIEVED		14	18	
		WROTE		28	22	
CACADU SENIOR SECONDARY SCHOOL - 4331004	'2	%Achieved	40.0	20.0	69.4	49.4
		ACHIEVED	18	10	25	
		WROTE	45	50	36	
CALA SENIOR SECONDARY SCHOOL - 4261005	'3	%Achieved	49.7	39.5	34.9	-4.7
		ACHIEVED	87	68	60	
		WROTE	175	172	172	
CAMBRIDGE HIGH SCHOOL - 4321012	'5	%Achieved	100.0	100.0	98.4	-1.6
		ACHIEVED	208	177	184	
		WROTE	208	177	187	
CAMERON NGUDLE S S S - 4291007	'2	%Achieved	80.4	93.8	87.8	-5.9
		ACHIEVED	41	30	36	
		WROTE	51	32	41	
CANGCI COMPREHENSIVE TECHNICAL HIGH - 4241004	'1	%Achieved	46.6	42.9	66.7	23.7
		ACHIEVED	68	82	58	
		WROTE	146	191	87	
CANNAN ACADEMY - 4322122	'99	%Achieved	72.2	75.5	71.0	-4.5
		ACHIEVED	26	37	22	
		WROTE	36	49	31	
CAPE RECIFE HIGH SCHOOL - 4343009	'99	%Achieved	75.8	96.0	79.4	-16.6
		ACHIEVED	25	24	27	
		WROTE	33	25	34	
CAREL DU TOIT HIGH SCHOOL - 4351005	'3	%Achieved	11.9	26.3	41.9	15.6
		ACHIEVED	5	5	13	
		WROTE	42	19	31	
CATHCART HIGH SCHOOL - 4311007	'4	%Achieved	100.0	98.3	93.3	-5.0
		ACHIEVED	76	59	56	
		WROTE	76	60	60	
CEDARVILLE PUBLIC - 4251006	'~	%Achieved	71.7	53.1		-
		ACHIEVED	38	26		
		WROTE	53	49		

Centre Performance			Year			Difference
Centre	Quintile	Values	'2015	'2016	'2017	2017-2016
CENTRE OF EXCELLENCE - 4322013	'99	%Achieved	74.1	77.6	70.1	-7.5
		ACHIEVED	60	114	75	
		WROTE	81	147	107	
CHAPMAN HIGH SCHOOL - 4341010	'3	%Achieved	81.8	86.6	85.6	-1.0
		ACHIEVED	135	103	101	
		WROTE	165	119	118	
CHARLES MORGAN PUBLIC SCHOOL - 4321014	'3	%Achieved	37.5	58.1	27.5	-30.6
		ACHIEVED	6	18	11	
		WROTE	16	31	40	
CHATTY SENIOR SECONDARY SCHOOL - 4341011	'3	%Achieved	26.0	40.4	45.9	5.5
		ACHIEVED	40	44	28	
		WROTE	154	109	61	
CHIEF DUMILE SENIOR SECONDARY SCHOOL - 4241005	'1	%Achieved	82.5	87.0	91.3	4.3
		ACHIEVED	118	180	115	
		WROTE	143	207	126	
CHIEF HENRY BOKLENI SENIOR SECONDARY - 4281005	'2	%Achieved	35.1	24.3	40.2	15.9
		ACHIEVED	79	56	39	
		WROTE	225	230	97	
CHIEF N Z MTIRARA S S S - 4291008	'3	%Achieved	51.0	67.9	64.0	-3.9
		ACHIEVED	50	74	32	
		WROTE	98	109	50	
CHRIST THE KING INT SCHOOL - 4292103	'99	%Achieved	43.2	57.7	63.5	5.8
		ACHIEVED	51	60	47	
		WROTE	118	104	74	
CHUBEKILE SENIOR SECONDARY SCHOOL - 4341012	'3	%Achieved	42.0	13.5	45.8	32.3
		ACHIEVED	37	18	22	
		WROTE	88	133	48	
CIBENI SENIOR SECONDARY SCHOOL - 4281006	'1	%Achieved	75.3	75.3	75.6	0.3
		ACHIEVED	140	204	201	
		WROTE	186	271	266	
CINGANI HIGH SCHOOL - 4341013	'3	%Achieved	37.5	42.7	29.1	-13.6
		ACHIEVED	39	47	32	
		WROTE	104	110	110	
CLARENDON GIRLS HIGH SCHOOL - 4321015	'5	%Achieved	100.0	100.0	100.0	0.0
		ACHIEVED	141	143	141	
		WROTE	141	143	141	
CLARKEBURY SENIOR SECONDARY SCHOOL - 4261006	'1	%Achieved	45.2	70.0	62.0	-8.0
		ACHIEVED	109	180	183	
		WROTE	241	257	295	
COFIMVABA SENIOR SECONDARY SCHOOL - 4261007	'3	%Achieved	96.2	92.2	86.7	-5.5

Centre Performance			Year			Difference
Centre	Quintile	Values	'2015	'2016	'2017	2017-2016
		ACHIEVED	200	237	229	
		WROTE	208	257	264	
COLANA SENIOR SECONDARY SCHOOL - 4251007	'1	%Achieved	46.3	34.8	43.8	9.0
		ACHIEVED	76	40	49	
		WROTE	164	115	112	
COLLEGIATE GIRLS HIGH SCHOOL - 4341014	'5	%Achieved	100.0	100.0	100.0	0.0
		ACHIEVED	138	122	125	
		WROTE	138	122	125	
COLOSA SENIOR SECONDARY SCHOOL - 4301011	'2	%Achieved	45.1	39.5	42.5	3.0
		ACHIEVED	101	94	51	
		WROTE	224	238	120	
COOKHOUSE SENIOR SECONDARY SCHOOL - 4351006	'3	%Achieved	13.3	68.2	34.6	-33.6
		ACHIEVED	4	15	9	
		WROTE	30	22	26	
COSELELANI SENIOR SECONDARY SCHOOL - 4341015	'~	%Achieved	48.0	23.3		-
		ACHIEVED	24	7		
		WROTE	50	30		
COWAN HIGH SCHOOL - 4341016	'3	%Achieved	70.1	57.4	60.5	3.1
		ACHIEVED	124	101	78	
		WROTE	177	176	129	
CRADOCK HIGH SCHOOL - 4331005	'5	%Achieved	98.8	99.0	98.8	-0.2
		ACHIEVED	84	99	82	
		WROTE	85	100	83	
CRADOCK PRISON - 4334006	'3	%Achieved	60.0	100.0	100.0	0.0
		ACHIEVED	3	5	7	
		WROTE	5	5	7	
CUNNINGHAM SENIOR SECONDARY SCHOOL - 4301012	'3	%Achieved	52.9	54.7	43.3	-11.4
		ACHIEVED	27	35	13	
		WROTE	51	64	30	
CWECWENI SENIOR SECONDARY SCHOOL - 4261008	'1	%Achieved	62.8	53.5	60.6	7.1
		ACHIEVED	59	68	60	
		WROTE	94	127	99	
D M SKOSANA SENIOR SECONDARY SCHOOL - 4261009	'2	%Achieved	41.6	44.9	43.5	-1.4
		ACHIEVED	32	31	27	
		WROTE	77	69	62	
D Z DUMEZWENI S S S - 4281007	'1	%Achieved	45.5	68.5	69.2	0.8
		ACHIEVED	92	76	45	
		WROTE	202	111	65	
DALE COLLEGE BOYS HIGH SCHOOL - 4321016	'5	%Achieved	88.0	86.5	85.0	-1.5
		ACHIEVED	103	90	85	

Centre Performance		Year				Difference 2017-2016
Centre	Quintile	Values	'2015	'2016	'2017	
		WROTE	117	104	100	
DALIBASO SENIOR SECONDARY SCHOOL - 4291009	'2	%Achieved	61.7	67.7	64.8	-2.9
		ACHIEVED	153	176	193	
		WROTE	248	260	298	
DALIBUNGA COMPREHENSIVE HIGH SCHOOL - 4281008	'1	%Achieved	47.5	35.0	35.1	0.1
		ACHIEVED	19	36	20	
		WROTE	40	103	57	
DALINDYEBO SENIOR SECONDARY SCHOOL - 4291010	'1	%Achieved	83.0	75.7	80.0	4.3
		ACHIEVED	151	143	92	
		WROTE	182	189	115	
DALIWONGA HIGH SCHOOL - 4261010	'2	%Achieved	66.1	70.7	81.9	11.3
		ACHIEVED	72	94	59	
		WROTE	109	133	72	
DALUBUHLE HIGH SCHOOL - 4311008	'2	%Achieved	36.1	76.0	100.0	24.0
		ACHIEVED	13	19	11	
		WROTE	36	25	11	
DALUHLANGA SENIOR SECONDARY SCHOOL - 4251008	'2	%Achieved	40.2	54.3	85.7	31.4
		ACHIEVED	39	50	48	
		WROTE	97	92	56	
DALUHLANGA SENIOR SECONDARY SCHOOL - 4291011	'1	%Achieved	26.2	35.9	69.6	33.7
		ACHIEVED	11	14	16	
		WROTE	42	39	23	
DALUHLANGA SENIOR SECONDARY SCHOOL - 4301013	'2	%Achieved	47.8	44.9	81.0	36.0
		ACHIEVED	33	40	34	
		WROTE	69	89	42	
DALUKHANYO SENIOR SECONDARY SCHOOL - 4291012	'3	%Achieved	43.5	54.5	40.5	-14.1
		ACHIEVED	27	24	17	
		WROTE	62	44	42	
DANGWANA SENIOR SECONDARY SCHOOL - 4251009	'2	%Achieved	59.0	71.6	57.4	-14.2
		ACHIEVED	98	101	66	
		WROTE	166	141	115	
DANIEL PIENAAR THS - 4341017	'5	%Achieved	96.4	94.4	93.7	-0.7
		ACHIEVED	134	134	119	
		WROTE	139	142	127	
DAVID LIVINGSTONE SENIOR SECONDARY - 4341018	'~	%Achieved	48.7	42.7		-
		ACHIEVED	55	44		
		WROTE	113	103		
DAVID MAMA HIGH SCHOOL - 4321017	'3	%Achieved	81.8	82.4	67.6	-14.7
		ACHIEVED	81	84	46	
		WROTE	99	102	68	

Centre Performance		Year				Difference 2017-2016
Centre	Quintile	Values	'2015	'2016	'2017	
DILIZINTABA SENIOR SECONDARY SCHOOL - 4291013	'2	%Achieved	34.9	75.0	71.4	-3.6
		ACHIEVED	38	57	60	
		WROTE	109	76	84	
DILIZINTABA SENIOR SECONDARY SCHOOL - 4311009	'2	%Achieved	39.3	20.0	35.3	15.3
		ACHIEVED	11	5	6	
		WROTE	28	25	17	
DIMANDA SENIOR SECONDARY SCHOOL - 4281009	'2	%Achieved	62.3	56.0	74.1	18.1
		ACHIEVED	86	93	123	
		WROTE	138	166	166	
DINIZULU SENIOR SECONDARY SCHOOL - 4271008	'2	%Achieved	32.8	24.0	21.6	-2.4
		ACHIEVED	19	12	11	
		WROTE	58	50	51	
DINIZULU SENIOR SECONDARY SCHOOL - 4301014	'2	%Achieved	36.2	57.0	44.8	-12.2
		ACHIEVED	34	45	30	
		WROTE	94	79	67	
DOLOPHINI SENIOR SECONDARY SCHOOL - 4261011	'1	%Achieved	36.6	31.9	30.9	-1.0
		ACHIEVED	26	22	17	
		WROTE	71	69	55	
DONDASHE SENIOR SECONDARY SCHOOL - 4301015	'1	%Achieved	48.3	65.5	65.5	-0.1
		ACHIEVED	42	38	36	
		WROTE	87	58	55	
DONDASHE SENIOR SECONDARY SCHOOL - 4311010	'2	%Achieved	27.5	42.9	47.6	4.8
		ACHIEVED	11	12	10	
		WROTE	40	28	21	
DORDRECHT HIGH SCHOOL - 4331007	'4	%Achieved	97.1	95.1	95.2	0.1
		ACHIEVED	33	39	20	
		WROTE	34	41	21	
DOUGLAS MBOPA SENIOR SECONDARY - 4341019	'3	%Achieved	62.1	55.8	57.8	2.1
		ACHIEVED	121	126	107	
		WROTE	195	226	185	
DUDUMAYO SENIOR SECONDARY SCHOOL - 4291014	'1	%Achieved	53.3	83.9	88.8	4.9
		ACHIEVED	105	99	135	
		WROTE	197	118	152	
DUDUMENI HIGH SCHOOL - 4241006	'1	%Achieved	78.8	86.7	77.6	-9.1
		ACHIEVED	52	39	38	
		WROTE	66	45	49	
DUMALISILE COMPREHENSIVE HIGH SCHOOL - 4301016	'1	%Achieved	56.0	39.3	33.0	-6.3
		ACHIEVED	28	46	33	
		WROTE	50	117	100	
DUMALISILE SECONDARY SCHOOL - 4321019	'3	%Achieved	38.0	27.8	17.4	-10.4

Centre Performance		Year				Difference 2017-2016
Centre	Quintile	Values	'2015	'2016	'2017	
		ACHIEVED	19	10	4	
		WROTE	50	36	23	
DUMEZWENI SENIOR SECONDARY SCHOOL - 4251010	'1	%Achieved	60.9	74.8	80.4	5.6
		ACHIEVED	95	169	160	
		WROTE	156	226	199	
DUMRANA SENIOR SECONDARY SCHOOL - 4291015	'1	%Achieved		30.1	44.2	14.1
		ACHIEVED		37	19	
		WROTE		123	43	
DUMSI COMPREHENSIVE HIGH SCHOOL - 4241007	'1	%Achieved	59.4	66.7	81.6	14.9
		ACHIEVED	63	90	31	
		WROTE	106	135	38	
DUMSI SENIOR SECONDARY SCHOOL - 4251011	'1	%Achieved	36.1	67.3	80.6	13.3
		ACHIEVED	73	33	25	
		WROTE	202	49	31	
DWEBE SENIOR SECONDARY SCHOOL - 4291016	'1	%Achieved	60.9	93.8	96.3	2.5
		ACHIEVED	39	15	26	
		WROTE	64	16	27	
E N SEKU SENIOR SECONDARY SCHOOL - 4291017	'1	%Achieved	60.4	21.4	70.5	49.0
		ACHIEVED	29	12	31	
		WROTE	48	56	44	
E Z KABANE HIGH SCHOOL - 4341020	'~	%Achieved	50.0	58.2		-
		ACHIEVED	24	32		
		WROTE	48	55		
EAST LONDON SCIENCE COLLEGE - 4322020	'99	%Achieved	87.5	93.8	94.1	0.4
		ACHIEVED	63	60	64	
		WROTE	72	64	68	
EAST LONDON SECONDARY SCHOOL - 4321021	'4	%Achieved	79.0	87.1	73.3	-13.8
		ACHIEVED	79	54	33	
		WROTE	100	62	45	
EBENENZER NYATHI SENIOR SECONDARY SCHOOL - 4271009	'3	%Achieved	30.2	52.9	53.2	0.3
		ACHIEVED	35	36	33	
		WROTE	116	68	62	
EBENEZER MAJOMBOZI HIGH SCHOOL - 4321022	'3	%Achieved	59.1	69.3	88.6	19.3
		ACHIEVED	114	122	31	
		WROTE	193	176	35	
ECHIBINI SENIOR SECONDARY SCHOOL - 4331008	'3	%Achieved	7.8	25.9	30.3	4.4
		ACHIEVED	7	15	10	
		WROTE	90	58	33	
EDU-COLLEGE HIGH SCHOOL - 4342021	'99	%Achieved	39.5	56.1	79.2	23.1
		ACHIEVED	15	23	19	

Centre Performance		Year				Difference 2017-2016
Centre	Quintile	Values	'2015	'2016	'2017	
		WROTE	38	41	24	
EDWARD ZIBI SENIOR SECONDARY SCHOOL - 4271010	'1	%Achieved	60.0	50.0	62.8	12.8
		ACHIEVED	33	18	27	
		WROTE	55	36	43	
EFATA SCHOOL FOR THE BLIND & DEAF - 4293018	'99	%Achieved	42.9	42.9	100.0	57.1
		ACHIEVED	3	3	7	
		WROTE	7	7	7	
EGQILI SENIOR SECONDARY SCHOOL - 4271011	'3	%Achieved	76.5	79.2	77.5	-1.6
		ACHIEVED	91	57	69	
		WROTE	119	72	89	
EKUPHUMLENI HIGH SCHOOL - 4331009	'3	%Achieved	89.5	88.5	77.6	-10.9
		ACHIEVED	77	100	118	
		WROTE	86	113	152	
EKUPHUMLENI SENIOR SECONDARY SCHOOL - 4331010	'3	%Achieved	72.7	76.6	71.0	-5.6
		ACHIEVED	32	36	22	
		WROTE	44	47	31	
ELLIOT HIGH SCHOOL - 4261012	'4	%Achieved	85.7	71.4	53.6	-17.9
		ACHIEVED	24	25	15	
		WROTE	28	35	28	
ELLIOTDALE TECH - 4301017	'3	%Achieved	61.0	71.0	78.1	7.2
		ACHIEVED	75	88	100	
		WROTE	123	124	128	
ELSEN ACADEMY - 4343022	'5	%Achieved	100.0	100.0	100.0	0.0
		ACHIEVED	4	5	3	
		WROTE	4	5	3	
ELUKHANYISWENI SENIOR SCHOOL - 4311011	'2	%Achieved	62.9	81.5	28.1	-53.4
		ACHIEVED	22	22	9	
		WROTE	35	27	32	
ELUKHANYISWENI COLLEGE - 4302091	'99	%Achieved	40.0	72.7	53.8	-18.9
		ACHIEVED	10	8	7	
		WROTE	25	11	13	
EMDENI SENIOR SECONDARY SCHOOL - 4311012	'3	%Achieved	56.1	69.2		-
		ACHIEVED	23	18		
		WROTE	41	26		
EMFUNDWENI SENIOR SECONDARY SCHOOL - 4311013	'2	%Achieved	35.9	28.3	28.9	0.6
		ACHIEVED	23	17	11	
		WROTE	64	60	38	
EMGWALI PUBLIC SCHOOL - 4311014	'3	%Achieved	25.0	30.2	31.4	1.2
		ACHIEVED	14	19	16	
		WROTE	56	63	51	

Centre Performance		Year				Difference 2017-2016
Centre	Quintile	Values	'2015	'2016	'2017	
EMIZAMOYETHU SENIOR SECONDARY SCHOOL - 4261013	'1	%Achieved	36.2	60.0	42.1	-17.9
		ACHIEVED	21	27	24	
		WROTE	58	45	57	
EMMANUEL HIGH SCHOOL - 4302018	'99	%Achieved	62.1	75.6	63.3	-12.3
		ACHIEVED	18	31	19	
		WROTE	29	41	30	
ENGCOBO VILLAGE SENIOR SECONDARY - 4261014	'3	%Achieved		37.2	48.6	11.4
		ACHIEVED		32	34	
		WROTE		86	70	
ENKWENKWEZINI SENIOR SECONDARY SCHOOL - 4311015	'3	%Achieved	100.0	94.7		-
		ACHIEVED	15	18		
		WROTE	15	19		
ENOCH MAMBA SENIOR SECONDARY SCHOOL - 4301019	'1	%Achieved	34.1	40.2	48.9	8.8
		ACHIEVED	28	47	69	
		WROTE	82	117	141	
ENOCH SONTONGA SENIOR SECONDARY SCHO - 4321023	'3	%Achieved	80.0	83.7	84.5	0.8
		ACHIEVED	84	103	60	
		WROTE	105	123	71	
ENQABENI SENIOR SECONDARY SCHOOL - 4241008	'1	%Achieved			77.4	77.4
		ACHIEVED			65	
		WROTE			84	
ERIC MNTONGA HIGH SCHOOL - 4321024	'3	%Achieved	34.9	71.9	82.4	10.5
		ACHIEVED	15	23	14	
		WROTE	43	32	17	
ETHEMBENI ENRICHMENT CENTRE - 4341023	'3	%Achieved	100.0	100.0	91.7	-8.3
		ACHIEVED	68	70	55	
		WROTE	68	70	60	
ETHEMBENI SENIOR SECONDARY SCHOOL - 4271012	'3	%Achieved	38.7	44.6	52.6	8.0
		ACHIEVED	24	33	40	
		WROTE	62	74	76	
EXCELSIOR SENIOR SECONDARY SCHOOL - 4291019	'4	%Achieved	82.5	81.2	95.2	14.1
		ACHIEVED	80	69	60	
		WROTE	97	85	63	
EXECUTIVE ACADEMY - 4302020	'99	%Achieved	64.0	74.0	75.8	1.8
		ACHIEVED	301	250	347	
		WROTE	470	338	458	
EYABANTU SENIOR SECONDARY SCHOOL - 4311016	'3	%Achieved	71.4	65.9	41.7	-24.2
		ACHIEVED	20	27	15	
		WROTE	28	41	36	
EZINGCUKA SENIOR SECONDARY SCHOOL - 4301021	'1	%Achieved	18.1	35.0	45.3	10.3

Centre Performance			Year			Difference
Centre	Quintile	Values	'2015	'2016	'2017	2017-2016
		ACHIEVED	31	50	53	
		WROTE	171	143	117	
EZINGQAYI SENIOR SECONDARY SCHOOL - 4301022	'2	%Achieved	60.6	52.0	71.6	19.6
		ACHIEVED	66	65	48	
		WROTE	109	125	67	
EZIZWENI SENIOR SECONDARY SCHOOL - 4301023	'2	%Achieved	45.2	47.2	59.8	12.5
		ACHIEVED	38	51	49	
		WROTE	84	108	82	
FALO SENIOR SECONDARY SCHOOL - 4261015	'2	%Achieved	60.2	63.1	61.4	-1.7
		ACHIEVED	50	41	27	
		WROTE	83	65	44	
FLAGSTAFF COMPEHENSIVE SCHOOL - 4281010	'3	%Achieved	62.1	16.3	52.4	36.1
		ACHIEVED	82	42	44	
		WROTE	132	258	84	
FOCUSED HIGH SCHOOL - 4252012	'99	%Achieved	90.9	97.6	96.3	-1.3
		ACHIEVED	30	40	26	
		WROTE	33	41	27	
FORBES GRANT SENIOR SECONDARY SCHOOL - 4321025	'3	%Achieved	43.2	18.8	50.9	32.1
		ACHIEVED	41	19	27	
		WROTE	95	101	53	
FORT MALAN SENIOR SECONDARY SCHOOL - 4301024	'2	%Achieved	51.8	48.5	87.8	39.3
		ACHIEVED	59	48	36	
		WROTE	114	99	41	
FREEMANTLE SENIOR SECONDARY SCHOOL - 4331011	'2	%Achieved	59.0	83.6	95.3	11.7
		ACHIEVED	69	56	102	
		WROTE	117	67	107	
FUNDA HIGH SCHOOL - 4331012	'3	%Achieved	54.2	57.9	82.6	24.7
		ACHIEVED	58	55	71	
		WROTE	107	95	86	
FUNDANI HIGH SCHOOL - 4311017	'3	%Achieved	51.5	50.4	44.7	-5.7
		ACHIEVED	51	70	63	
		WROTE	99	139	141	
FUNIWE SENIOR SECONDARY SCHOOL - 4321026	'2	%Achieved	69.4	48.5	48.8	0.3
		ACHIEVED	43	32	20	
		WROTE	62	66	41	
GAMBLE STREET SECONDARY SCHOOL - 4341024	'3	%Achieved	75.8	63.6	78.9	15.2
		ACHIEVED	113	84	56	
		WROTE	149	132	71	
GANIZULU SENIOR SECONDARY SCHOOL - 4301025	'1	%Achieved	59.7	78.3	85.3	7.0
		ACHIEVED	83	108	151	

Centre Performance		Year				Difference 2017-2016
Centre	Quintile	Values	'2015	'2016	'2017	
		WROTE	139	138	177	
GASELA HIGH SCHOOL - 4321027	'3	%Achieved	52.2	76.7	43.2	-33.5
		ACHIEVED	36	33	16	
		WROTE	69	43	37	
GCATO SENIOR SECONDARY SCHOOL - 4311018	'3	%Achieved	41.0	31.4	87.5	56.1
		ACHIEVED	16	16	21	
		WROTE	39	51	24	
GCINIBUZWE COMBINED SCHOOL - 4351007	'3	%Achieved	66.7	50.0	33.3	-16.7
		ACHIEVED	8	5	2	
		WROTE	12	10	6	
GCINUBUZWE SENIOR SECONDARY SCHOOL - 4331013	'1	%Achieved	41.4	40.3	52.8	12.5
		ACHIEVED	24	27	28	
		WROTE	58	67	53	
GCINUMTHETHO SENIOR SECONDARY SCHOOL - 4281011	'1	%Achieved	59.8	17.7	76.9	59.2
		ACHIEVED	58	39	60	
		WROTE	97	220	78	
GCISA SENIOR SECONDARY SCHOOL - 4291020	'2	%Achieved	37.1	53.8	92.3	38.5
		ACHIEVED	13	14	12	
		WROTE	35	26	13	
GEJU HIGH SCHOOL - 4311019	'2	%Achieved	83.3	52.4	53.8	1.5
		ACHIEVED	10	11	14	
		WROTE	12	21	26	
GELVANDALE HIGH SCHOOL - 4341025	'~	%Achieved	52.1	51.6		-
		ACHIEVED	85	95		
		WROTE	163	184		
GENGQE SENIOR SECONDARY SCHOOL - 4291021	'2	%Achieved	45.5	23.1	14.3	-8.8
		ACHIEVED	10	9	3	
		WROTE	22	39	21	
GEORGE MQALO HIGH SCHOOL - 4311020	'3	%Achieved	35.7	77.3	53.8	-23.4
		ACHIEVED	5	17	7	
		WROTE	14	22	13	
GEORGE RANDELL HIGH SCHOOL - 4321028	'5	%Achieved	98.9	100.0	92.6	-7.4
		ACHIEVED	88	70	63	
		WROTE	89	70	68	
GET AHEAD - 4332014	'99	%Achieved	90.0	82.3	90.3	8.1
		ACHIEVED	63	51	56	
		WROTE	70	62	62	
GILL COLLEGE - 4351008	'5	%Achieved	100.0	96.8	98.2	1.5
		ACHIEVED	53	60	56	
		WROTE	53	62	57	

Centre Performance			Year			Difference 2017-2016
Centre	Quintile	Values	'2015	'2016	'2017	
GLOBAL LEADERSHIP ACADEMY - 4352054	'99	%Achieved	100.0	100.0	100.0	0.0
		ACHIEVED	39	44	41	
		WROTE	39	44	41	
GOBE COMMERCIAL SCHOOL - 4301026	'2	%Achieved	87.7	86.4	96.3	9.9
		ACHIEVED	100	70	52	
		WROTE	114	81	54	
GOBINAMBA SENIOR SECONDARY SCHOOL - 4261016	'3	%Achieved	45.2	55.6	36.1	-19.4
		ACHIEVED	33	30	30	
		WROTE	73	54	83	
GOBINAMBA SENIOR SECONDARY SCHOOL - 4291022	'2	%Achieved	44.4	48.1	78.0	30.0
		ACHIEVED	12	25	32	
		WROTE	27	52	41	
GOBINAMBA TECH COMM SENIOR SECONDARY - 4281012	'2	%Achieved	20.2	17.2	24.3	7.1
		ACHIEVED	35	27	25	
		WROTE	173	157	103	
GOBIZEMBE HIGH SCHOOL - 4311021	'3	%Achieved	88.5	100.0	100.0	0.0
		ACHIEVED	23	14	15	
		WROTE	26	14	15	
GOBIZIZWE SENIOR SECONDARY SCHOOL - 4291023	'3	%Achieved	82.4	18.2	36.0	17.8
		ACHIEVED	14	8	9	
		WROTE	17	44	25	
GONUBIE HIGH SCHOOL - 4321029	'4	%Achieved	100.0	95.2	91.5	-3.6
		ACHIEVED	83	59	65	
		WROTE	83	62	71	
GOODHOPE SENIOR SECONDARY SCHOOL - 4321030	'2	%Achieved	30.8	11.0	39.4	28.4
		ACHIEVED	16	12	13	
		WROTE	52	109	33	
GRAEME COLLEGE BOYS HIGH - 4351010	'5	%Achieved	98.1	100.0	98.3	-1.7
		ACHIEVED	53	62	58	
		WROTE	54	62	59	
GREENPOINT SECONDARY SCHOOL - 4321031	'4	%Achieved	91.1	89.2	83.2	-6.0
		ACHIEVED	102	107	94	
		WROTE	112	120	113	
GREENVILLE SENIOR SECONDARY SCHOOL - 4241009	'1	%Achieved	33.7	40.6	51.1	10.5
		ACHIEVED	62	52	46	
		WROTE	184	128	90	
GRENS HIGH SCHOOL - 4321032	'5	%Achieved	100.0	98.2	97.5	-0.7
		ACHIEVED	111	107	117	
		WROTE	111	109	120	
GREY BOYS HIGH - 4341026	'5	%Achieved	100.0	99.3	98.9	-0.5

Centre Performance		Year				Difference 2017-2016
Centre	Quintile	Values	'2015	'2016	'2017	
		ACHIEVED	186	149	88	
		WROTE	186	150	89	
GUMZANA SENIOR SECONDARY SCHOOL - 4241010	'3	%Achieved		20.8	26.7	5.9
		ACHIEVED		15	23	
		WROTE		72	86	
GUSHIPHELA SENIOR SECONDARY SCHOOL - 4311023	'2	%Achieved	80.8	78.9	82.4	3.4
		ACHIEVED	21	15	14	
		WROTE	26	19	17	
GWABA COMBINED SCHOOL - 4321033	'3	%Achieved	45.9	22.2	18.9	-3.3
		ACHIEVED	17	6	7	
		WROTE	37	27	37	
GWADANA SENIOR SECONDARY SCHOOL - 4301027	'2	%Achieved	26.0	39.5	27.8	-11.8
		ACHIEVED	13	17	10	
		WROTE	50	43	36	
GWARUBANA SENIOR SECONDARY SCHOOL - 4261017	'1	%Achieved	18.9	26.5	48.2	21.7
		ACHIEVED	21	31	27	
		WROTE	111	117	56	
GWEBINDLALA SENIOR SECONDARY SCHOOL - 4251013	'1	%Achieved	35.3	24.4	91.7	67.3
		ACHIEVED	12	10	11	
		WROTE	34	41	12	
GWEBITYALA SENIOR SECONDARY SCHOOL - 4301028	'1	%Achieved	45.7	56.5	69.4	12.8
		ACHIEVED	42	95	129	
		WROTE	92	168	186	
GWELANE SENIOR SECONDARY SCHOOL - 4301029	'1	%Achieved	56.7	40.4	81.8	41.5
		ACHIEVED	34	23	18	
		WROTE	60	57	22	
GXABA SENIOR SECONDARY SCHOOL - 4281013	'1	%Achieved	64.8	43.6	75.7	32.1
		ACHIEVED	68	109	81	
		WROTE	105	250	107	
H H MAJIZA SENIOR SECONDARY SCHOOL - 4311025	'3	%Achieved	57.1	33.3	58.6	25.3
		ACHIEVED	16	11	17	
		WROTE	28	33	29	
HALA SENIOR SECONDARY SCHOOL - 4261018	'1	%Achieved	53.1	40.7	17.2	-23.5
		ACHIEVED	17	11	5	
		WROTE	32	27	29	
HANKEY SENIOR SECONDARY SCHOOL - 4351011	'3	%Achieved	39.7	68.8	57.4	-11.5
		ACHIEVED	50	53	35	
		WROTE	126	77	61	
HEALDTOWN HIGH SCHOOL - 4311026	'2	%Achieved	29.2	23.1	24.1	1.1
		ACHIEVED	7	9	7	

Centre Performance		Year				Difference 2017-2016
Centre	Quintile	Values	'2015	'2016	'2017	
		WROTE	24	39	29	
HECTOR PETERSON HIGH SCHOOL - 4321034	'3	%Achieved	72.0	86.2	42.1	-44.2
		ACHIEVED	157	144	69	
		WROTE	218	167	164	
HENDRICK KANISE COMBINED SCHOOL - 4351012	'3	%Achieved	42.9	72.7	83.3	10.6
		ACHIEVED	6	8	15	
		WROTE	14	11	18	
HEWU - 4331015	'3	%Achieved	39.4	56.3	28.6	-27.7
		ACHIEVED	13	18	10	
		WROTE	33	32	35	
HEXAGON HIGH SCHOOL - 4331016	'5	%Achieved	97.6	95.4	94.7	-0.7
		ACHIEVED	81	83	108	
		WROTE	83	87	114	
HILLBROW SENIOR SECONDARY SCHOOL - 4281014	'3	%Achieved	39.6	54.7	54.7	0.0
		ACHIEVED	89	116	98	
		WROTE	225	212	179	
HILLSIDE SECODARY SCHOOL - 4341027	'3	%Achieved	63.6	75.3	78.8	3.5
		ACHIEVED	77	64	52	
		WROTE	121	85	66	
HLABATSHABANE S S S - 4291024	'1	%Achieved	16.9	11.8	19.3	7.5
		ACHIEVED	15	15	11	
		WROTE	89	127	57	
HLAMANDANA SENIOR SECONDARY SCHOOL - 4241011	'2	%Achieved	45.3	41.4	30.2	-11.2
		ACHIEVED	58	58	39	
		WROTE	128	140	129	
HLANGWINI SENIOR SECONDARY SCHOOL - 4251014	'1	%Achieved	17.5	53.2	86.5	33.3
		ACHIEVED	11	33	32	
		WROTE	63	62	37	
HLOKOMA HIGH SCHOOL - 4321035	'3	%Achieved	56.3	80.0	66.7	-13.3
		ACHIEVED	40	32	32	
		WROTE	71	40	48	
HLUMANI HIGH SCHOOL - 4321036	'3	%Achieved	37.5	21.6	54.9	33.3
		ACHIEVED	33	19	28	
		WROTE	88	88	51	
HOER VOLKSKOOL - 4351013	'5	%Achieved	98.4	100.0	94.9	-5.1
		ACHIEVED	63	59	56	
		WROTE	64	59	59	
HOERSKOOL ANDREW RABIE - 4341028	'4	%Achieved	85.9	86.8	86.3	-0.5
		ACHIEVED	73	46	69	
		WROTE	85	53	80	

Centre Performance			Year			Difference
Centre	Quintile	Values	'2015	'2016	'2017	2017-2016
HOERSKOOL CILLIE - 4341029	'3	%Achieved	96.0	97.8	85.6	-12.2
		ACHIEVED	144	133	101	
		WROTE	150	136	118	
HOERSKOOL D.F MALHERBE - 4341030	'5	%Achieved	100.0	98.0	95.3	-2.6
		ACHIEVED	100	96	123	
		WROTE	100	98	129	
HOERSKOOL DE VOS MALAN - 4321037	'5	%Achieved	96.6	97.6	94.3	-3.3
		ACHIEVED	57	82	66	
		WROTE	59	84	70	
HOERSKOOL DESPATCH - 4341031	'5	%Achieved	98.6	94.7	97.6	2.9
		ACHIEVED	138	143	122	
		WROTE	140	151	125	
HOERSKOOL FRAMESBY - 4341032	'5	%Achieved	98.7	99.5	100.0	0.5
		ACHIEVED	221	187	189	
		WROTE	224	188	189	
HOERSKOOL HANGKLIP - 4331017	'5	%Achieved	100.0	100.0	96.8	-3.2
		ACHIEVED	55	44	60	
		WROTE	55	44	62	
HOERSKOOL JANSENVILLE - 4351014	'3	%Achieved	87.5	83.9	87.5	3.6
		ACHIEVED	42	26	35	
		WROTE	48	31	40	
HOERSKOOL MC LACHLAN - 4351015	'4	%Achieved	100.0	100.0	100.0	0.0
		ACHIEVED	24	30	23	
		WROTE	24	30	23	
HOERSKOOL NICO MALAN - 4351016	'5	%Achieved	100.0	98.9	98.6	-0.2
		ACHIEVED	154	172	141	
		WROTE	154	174	143	
HOERSKOOL OTTO DU PLESSIS - 4341033	'5	%Achieved	89.7	87.2	79.3	-7.9
		ACHIEVED	113	123	111	
		WROTE	126	141	140	
HOERSKOOL P J OLIVIER - 4351017	'5	%Achieved	95.7	81.6	92.3	10.7
		ACHIEVED	22	31	24	
		WROTE	23	38	26	
HOHO SENIOR SECONDARY SCHOOL - 4321038	'3	%Achieved	51.3	39.0	35.5	-3.5
		ACHIEVED	20	16	11	
		WROTE	39	41	31	
HOLOMISA SENIOR SECONDARY SCHOOL - 4291025	'3	%Achieved	82.5	88.2	55.8	-32.4
		ACHIEVED	66	45	48	
		WROTE	80	51	86	
HOLY CROSS SENIOR SECONDARY SCHOOL - 4291100	'1	%Achieved	93.4	88.9	95.8	6.8

Centre Performance			Year			Difference
Centre	Quintile	Values	'2015	'2016	'2017	2017-2016
		ACHIEVED	155	169	136	
		WROTE	166	190	142	
HOLYCROSS EDUCATION CENTRE KIDDIE LAND - 4292027	'99	%Achieved	100.0	97.9	93.9	-4.0
		ACHIEVED	99	93	92	
		WROTE	99	95	98	
HUDSON PARK HIGH SCHOOL - 4321039	'5	%Achieved	99.1	99.5	98.5	-1.0
		ACHIEVED	210	212	203	
		WROTE	212	213	206	
HUKU SENIOR SECONDARY SCHOOL - 4251015	'1	%Achieved	65.7	71.0	47.7	-23.3
		ACHIEVED	67	76	42	
		WROTE	102	107	88	
HUMANSDORP SENIOR SECONDARY SCHOOL - 4351018	'3	%Achieved	83.9	87.6	81.1	-6.5
		ACHIEVED	251	269	241	
		WROTE	299	307	297	
IDA HIGH SCHOOL - 4331018	'2	%Achieved	53.6	23.3	50.0	26.7
		ACHIEVED	15	7	8	
		WROTE	28	30	16	
IDUTYWA SCHOOL OF EXCELLENCE - 4302030	'99	%Achieved	59.7	66.7	58.8	-7.8
		ACHIEVED	114	158	143	
		WROTE	191	237	243	
IKAMVALESIZWE COMBINED SCHOOL - 4351019	'3	%Achieved	47.6	40.9	39.5	-1.4
		ACHIEVED	20	18	15	
		WROTE	42	44	38	
IKHWEZI LOKUSA SENIOR SECONDARY - 4331019	'1	%Achieved	6.3	19.0	8.3	-10.7
		ACHIEVED	1	4	1	
		WROTE	16	21	12	
IKHWEZI LOMSO COMPREHENSIVE SCHOOL - 4341034	'3	%Achieved	74.6	70.6	80.1	9.5
		ACHIEVED	144	154	161	
		WROTE	193	218	201	
IKHWEZI LOMSO EDUCARE CENTRE - 4252016	'~	%Achieved		55.6		-
		ACHIEVED		5		
		WROTE		9		
IKWEZI SENIOR SECONDARY SCHOOL - 4331020	'2	%Achieved	38.3	50.0	30.7	-19.3
		ACHIEVED	18	16	23	
		WROTE	47	32	75	
IKWEZI TECHNICAL SKILL CENTRE - 4291028	'4	%Achieved	57.9	58.3	82.6	24.4
		ACHIEVED	62	60	38	
		WROTE	107	103	46	
IMIDUSHANE SENIOR SECONDARY SCHOOL - 4311027	'3	%Achieved	48.0	64.6	59.0	-5.6
		ACHIEVED	12	31	23	

Centre Performance		Year				Difference 2017-2016
Centre	Quintile	Values	'2015	'2016	'2017	
		WROTE	25	48	39	
IMINGCANGATHELO HIGH SCHOOL - 4311028	'3	%Achieved	64.6	91.2	89.6	-1.6
		ACHIEVED	53	31	60	
		WROTE	82	34	67	
IMIQHAYI SENIOR SECONDARY SCHOOL - 4321040	'3	%Achieved	62.7	63.8	74.2	10.4
		ACHIEVED	37	37	23	
		WROTE	59	58	31	
IMPUMELELO SENIOR SECONDARY SCHOOL - 4271013	'3	%Achieved	27.3	58.2	26.2	-32.0
		ACHIEVED	30	32	17	
		WROTE	110	55	65	
INDWE HIGH SCHOOL - 4331021	'4	%Achieved	95.0	71.8	68.2	-3.6
		ACHIEVED	38	28	30	
		WROTE	40	39	44	
INKWENKWEZI HIGH SCHOOL - 4321041	'3	%Achieved	26.7	50.0	41.4	-8.6
		ACHIEVED	16	21	12	
		WROTE	60	42	29	
INSIGHT LEARNING CENTRE - 4342099	'99	%Achieved	100.0	60.0	33.3	-26.7
		ACHIEVED	2	6	2	
		WROTE	2	10	6	
INYATHI HIGH SCHOOL - 4331022	'3	%Achieved	84.4	87.4	86.3	-1.1
		ACHIEVED	65	83	44	
		WROTE	77	95	51	
INYIBIBA HIGH SCHOOL - 4311029	'3	%Achieved	33.9	80.0	66.7	-13.3
		ACHIEVED	21	16	22	
		WROTE	62	20	33	
IQONCE HIGH SCHOOL - 4321042	'3	%Achieved	38.0	51.3	21.7	-29.5
		ACHIEVED	19	20	10	
		WROTE	50	39	46	
ISIHOBOTI PUBLIC COMBINED SCHOOL - 4311030	'3	%Achieved	91.3	83.8	44.0	-39.8
		ACHIEVED	21	31	11	
		WROTE	23	37	25	
ISIKHOBA NOMBWU SECONDARY SCHOOL - 4261019	'2	%Achieved	47.9	20.8	45.5	24.7
		ACHIEVED	34	16	20	
		WROTE	71	77	44	
ISIVIVANE SENIOR SECONDARY - 4331023	'1	%Achieved	52.9	25.0	0.0	-
		ACHIEVED	9	3	0	
		WROTE	17	12	17	
ISOLOMZI SENIOR SECONDARY SCHOOL - 4301031	'1	%Achieved	83.6	96.9	100.0	3.1
		ACHIEVED	46	62	77	
		WROTE	55	64	77	

Centre Performance		Year				Difference 2017-2016
Centre	Quintile	Values	'2015	'2016	'2017	
ITHEMBELIHLE COMPREHENSIVE SCHOOL - 4341035	'3	%Achieved	41.9	39.2	40.5	1.3
		ACHIEVED	75	58	32	
		WROTE	179	148	79	
J A CALATA SENIOR SECONDARY SCHOOL - 4331024	'3	%Achieved	71.3	83.5	93.8	10.2
		ACHIEVED	102	81	60	
		WROTE	143	97	64	
J F MATI SENIOR SECONDARY SCHOOL - 4321043	'3	%Achieved	35.4	43.8	30.0	-13.8
		ACHIEVED	23	14	12	
		WROTE	65	32	40	
J M NDINDWA HIGH SCHOOL - 4311031	'3	%Achieved	5.7	42.9	29.2	-13.7
		ACHIEVED	4	24	7	
		WROTE	70	56	24	
JABAVU SENIOR SECONDARY SCHOOL - 4311032	'3	%Achieved	39.0	46.2	62.5	16.3
		ACHIEVED	48	55	70	
		WROTE	123	119	112	
JALAMBA SENIOR SECONDARY SCHOOL - 4301032	'3	%Achieved	51.2	45.7	63.8	18.1
		ACHIEVED	44	37	37	
		WROTE	86	81	58	
JALI HIGH SCHOOL - 4311033	'2	%Achieved	65.6	55.8	58.1	2.3
		ACHIEVED	21	24	18	
		WROTE	32	43	31	
JAMANGILE SENIOR SECONDARY SCHOOL - 4271014	'2	%Achieved	63.4	55.1	70.4	15.3
		ACHIEVED	45	27	19	
		WROTE	71	49	27	
JAMES JOLOBE SENIOR SECONDARY SCHOOL - 4341036	'3	%Achieved	41.7	23.3	56.8	33.5
		ACHIEVED	45	24	25	
		WROTE	108	103	44	
JENCA SENIOR SECONDARY SCHOOL - 4291101	'99	%Achieved			34.2	34.2
		ACHIEVED			13	
		WROTE			38	
JIBA SENIOR SECONDARY SCHOOL - 4281015	'1	%Achieved	50.0	30.6	31.6	1.0
		ACHIEVED	12	15	18	
		WROTE	24	49	57	
JKINDABA SENIOR SECONDARY SCHOOL - 4281016	'1	%Achieved	61.2	50.9	76.1	25.2
		ACHIEVED	90	115	121	
		WROTE	147	226	159	
JIM MVABAZA SENIOR SECONDARY SCHOOL - 4311034	'2	%Achieved	92.0	64.0	70.0	6.0
		ACHIEVED	23	16	14	
		WROTE	25	25	20	
JIXINI SENIOR SECONDARY SCHOOL - 4291029	'3	%Achieved	72.7	82.8	91.4	8.7

Centre Performance		Year				Difference 2017-2016
Centre	Quintile	Values	'2015	'2016	'2017	
		ACHIEVED	16	24	32	
		WROTE	22	29	35	
JJ NJEZA SENIOR SECONDARY SCHOOL - 4301033	'1	%Achieved	64.7	58.7	85.2	26.5
		ACHIEVED	66	54	46	
		WROTE	102	92	54	
JOE SLOVO FREEDOM HIGH SCHOOL - 4331025	'3	%Achieved	36.9	51.0	78.9	27.9
		ACHIEVED	38	49	30	
		WROTE	103	96	38	
JOHN BISSEKER SECONDARY SCHOOL - 4321044	'4	%Achieved	56.4	75.5	60.3	-15.1
		ACHIEVED	128	154	70	
		WROTE	227	204	116	
JOHN NOAH HIGH SCHOOL - 4331026	'3	%Achieved	39.3	26.4	45.0	18.6
		ACHIEVED	33	24	27	
		WROTE	84	91	60	
JOHN WALTON SECONDARY SCHOOL - 4341037	'3	%Achieved	54.2	52.8	63.8	11.1
		ACHIEVED	58	67	67	
		WROTE	107	127	105	
JOHNSON NQONQOZA SENIOR SECONDARY - 4351021	'3	%Achieved	68.8	100.0	87.0	-13.0
		ACHIEVED	33	20	40	
		WROTE	48	20	46	
JOJO SENIOR SECONDARY SCHOOL - 4251017	'2	%Achieved	72.4	83.7	77.1	-6.6
		ACHIEVED	55	77	81	
		WROTE	76	92	105	
JONAS GODUKA SENIOR SECONDARY SCHOOL - 4271015	'2	%Achieved	40.8	38.2	51.7	13.5
		ACHIEVED	20	13	15	
		WROTE	49	34	29	
JONGABANTU SENIOR SECONDARY SCHOOL - 4301034	'2	%Achieved	57.1	56.1	42.6	-13.5
		ACHIEVED	28	23	26	
		WROTE	49	41	61	
JONGILANGA HIGH SCHOOL - 4321045	'2	%Achieved	34.4	46.4	61.0	14.5
		ACHIEVED	11	13	25	
		WROTE	32	28	41	
JONGILANGA SENIOR SECONDARY SCHOOL - 4301035	'1	%Achieved	23.2	52.7	85.2	32.5
		ACHIEVED	13	29	52	
		WROTE	56	55	61	
JONGILE NOMPONDO PUBLIC SCHOOL - 4311035	'3	%Achieved	39.4	66.3	42.1	-24.2
		ACHIEVED	86	128	72	
		WROTE	218	193	171	
JONGILIZWE SENIOR SECONDARY SCHOOL - 4291030	'3	%Achieved	19.8	25.8	79.2	53.4
		ACHIEVED	16	16	19	

Centre Performance			Year			Difference
Centre	Quintile	Values	'2015	'2016	'2017	2017-2016
		WROTE	81	62	24	
JONGILIZWE SENIOR SECONDARY SCHOOL - 4301036	'3	%Achieved	58.1	59.6	73.0	13.4
		ACHIEVED	25	28	27	
		WROTE	43	47	37	
JONGINTABA SENIOR SECONDARY SCHOOL - 4291031	'1	%Achieved	79.6	67.2	85.2	18.0
		ACHIEVED	43	45	23	
		WROTE	54	67	27	
JONGIZIZWE NKWENKWEZI SECONDARY SCHOOL - 4261020	'2	%Achieved	51.7	48.6	46.9	-1.8
		ACHIEVED	15	18	15	
		WROTE	29	37	32	
JONGUHLANGA SENIOR SECONDARY SCHOOL - 4321046	'3	%Achieved	66.7	40.5	44.1	3.6
		ACHIEVED	10	15	15	
		WROTE	15	37	34	
JOSI-MARELA HIGH SCHOOL - 4311036	'2	%Achieved	23.8	25.9	60.0	34.1
		ACHIEVED	5	7	9	
		WROTE	21	27	15	
JOUBERT LUDIDI S S S - 4291032	'2	%Achieved	40.0	82.8	44.3	-38.5
		ACHIEVED	44	53	35	
		WROTE	110	64	79	
JOYI SENIOR SECONDARY SCHOOL - 4291033	'2	%Achieved	38.5	65.5	36.8	-28.7
		ACHIEVED	40	36	25	
		WROTE	104	55	68	
JS SKENJANA SENIOR SECONDARY SCHOOL - 4301037	'3	%Achieved	74.7	79.0	61.9	-17.1
		ACHIEVED	195	177	166	
		WROTE	261	224	268	
JULY SENIOR SECONDARY SCHOOL - 4311037	'2	%Achieved	80.0	45.5	58.8	13.4
		ACHIEVED	8	10	10	
		WROTE	10	22	17	
JUMBA SENIOR SECONDARY SCHOOL - 4291034	'3	%Achieved	35.0	84.6	57.7	-26.9
		ACHIEVED	43	44	30	
		WROTE	123	52	52	
KABEGA CHRISTELIKE SKOOL - 4342097	'99	%Achieved	83.3	100.0	96.3	-3.7
		ACHIEVED	20	7	26	
		WROTE	24	7	27	
KAMA HIGH SCHOOL - 4311038	'3	%Achieved	39.5	25.8	38.4	12.5
		ACHIEVED	30	24	28	
		WROTE	76	93	73	
KANANA SENIOR SECONDARY SCHOOL - 4311039	'2	%Achieved	53.3	22.6	36.4	13.8
		ACHIEVED	8	7	12	
		WROTE	15	31	33	

Centre Performance		Year				Difference 2017-2016
Centre	Quintile	Values	'2015	'2016	'2017	
KAULELA SENIOR SECONDARY SCHOOL - 4311040	'2	%Achieved	60.0	38.9	31.6	-7.3
		ACHIEVED	3	7	6	
		WROTE	5	18	19	
KEI ROAD COMBINED SCHOOL - 4311041	'3	%Achieved	59.1	8.8	10.5	1.7
		ACHIEVED	13	3	2	
		WROTE	22	34	19	
KHANYA HIGH SCHOOL - 4331027	'3	%Achieved	43.3	51.2	30.8	-20.4
		ACHIEVED	13	22	8	
		WROTE	30	43	26	
KHANYA PRIVATE SCHOOL - 4292104	'99	%Achieved	60.0	57.7	57.1	-0.5
		ACHIEVED	9	15	4	
		WROTE	15	26	7	
KHANYA SENIOR SECONDARY SCHOOL - 4271016	'1	%Achieved	55.9	60.7	73.8	13.2
		ACHIEVED	85	88	96	
		WROTE	152	145	130	
KHANYA-NALEDI COMBINED SCHOOL - 4251018	'2	%Achieved	54.3	57.6	59.8	2.2
		ACHIEVED	75	87	55	
		WROTE	138	151	92	
KHANYISA HIGH SCHOOL - 4292035	'99	%Achieved	91.1	86.8	81.4	-5.3
		ACHIEVED	278	275	237	
		WROTE	305	317	291	
KHANYISA SCHOOL FOR THE BLIND - 4343038	'~	%Achieved	62.5	42.9		-
		ACHIEVED	5	3		
		WROTE	8	7		
KHANYOLWETHU SENIOR SECONDARY SCHOOL - 4261021	'2	%Achieved			41.5	41.5
		ACHIEVED			22	
		WROTE			53	
KHORONG SENIOR SECONDARY SCHOOL - 4271017	'1	%Achieved	38.3	45.5	69.2	23.8
		ACHIEVED	49	45	27	
		WROTE	128	99	39	
KHULANI COMMERCIAL HIGH SCHOOL - 4321047	'3	%Achieved	83.5	81.1	69.9	-11.2
		ACHIEVED	96	133	95	
		WROTE	115	164	136	
KHUMBULANI HIGH SCHOOL - 4341039	'3	%Achieved	45.1	55.0	56.7	1.6
		ACHIEVED	55	71	51	
		WROTE	122	129	90	
KHUTLISO DANIELS SECONDARY SCHOOL - 4351023	'3	%Achieved	23.3	50.0	25.0	-25.0
		ACHIEVED	7	10	8	
		WROTE	30	20	32	
KHWAZA SENIOR SECONDARY SCHOOL - 4261022	'2	%Achieved	41.2	39.5	35.1	-4.4

Centre Performance		Year				Difference 2017-2016
Centre	Quintile	Values	'2015	'2016	'2017	
		ACHIEVED	28	17	13	
		WROTE	68	43	37	
KING EDWARD HIGH SCHOOL - 4251019	'4	%Achieved	100.0	100.0	100.0	0.0
		ACHIEVED	39	51	42	
		WROTE	39	51	42	
KINGS COLLEGE - 4322127	'99	%Achieved			60.0	60.0
		ACHIEVED			24	
		WROTE			40	
KINGS COMMERCIAL COLLEGE - 4292036	'99	%Achieved	95.2	100.0	95.0	-5.0
		ACHIEVED	60	65	57	
		WROTE	63	65	60	
KINGSRIDGE HIGH SCHOOL - 4321048	'5	%Achieved	100.0	100.0	100.0	0.0
		ACHIEVED	88	92	78	
		WROTE	88	92	78	
KIRKWOOD HIGH SCHOOL - 4351024	'4	%Achieved	100.0	94.1	93.3	-0.8
		ACHIEVED	35	32	28	
		WROTE	35	34	30	
KLIPLAAT SENIOR SECONDARY SCHOOL - 4351025	'3	%Achieved	33.3	100.0	30.0	-70.0
		ACHIEVED	5	7	3	
		WROTE	15	7	10	
KOPANO SENIOR SECONDARY SCHOOL - 4331028	'3	%Achieved	42.9	66.7	70.0	3.3
		ACHIEVED	15	18	14	
		WROTE	35	27	20	
KRAZUKILE SENIOR SECONDARY SCHOOL - 4301038	'1	%Achieved	39.2	54.5	51.3	-3.3
		ACHIEVED	29	24	20	
		WROTE	74	44	39	
KT MCHASA SENIOR SECONDARY SCHOOL - 4291037	'3	%Achieved	75.0	71.4	70.2	-1.2
		ACHIEVED	135	145	99	
		WROTE	180	203	141	
KUBUSIE COMBINED SCHOOL - 4311042	'3	%Achieved	40.4	58.0	52.1	-5.9
		ACHIEVED	36	40	25	
		WROTE	89	69	48	
KULANATHI SENIOR SECONDARY SCHOOL - 4291038	'3	%Achieved	53.5	49.0	55.2	6.2
		ACHIEVED	23	25	16	
		WROTE	43	51	29	
KULILE J.S.S. - 4311043	'2	%Achieved	41.4	18.6	35.0	16.4
		ACHIEVED	29	13	21	
		WROTE	70	70	60	
KUSILE COMPREHESIVE SCHOOL - 4321049	'3	%Achieved	45.4	71.2	39.1	-32.1
		ACHIEVED	93	84	68	

Centre Performance		Year				Difference 2017-2016
Centre	Quintile	Values	'2015	'2016	'2017	
		WROTE	205	118	174	
KUYASA COMBINED SCHOOL - 4351026	'3	%Achieved	78.6	59.6	68.0	8.4
		ACHIEVED	44	28	34	
		WROTE	56	47	50	
KUYASA SENIOR SECONDARY SCHOOL - 4271018	'1	%Achieved	39.1	72.4	75.0	2.6
		ACHIEVED	18	21	12	
		WROTE	46	29	16	
KUYASA SENIOR SECONDARY SCHOOL - 4321050	'3	%Achieved	53.8	60.9	42.7	-18.1
		ACHIEVED	71	70	50	
		WROTE	132	115	117	
KWA-KOMANI COMP - 4331029	'3	%Achieved	51.5	73.9	64.7	-9.2
		ACHIEVED	124	88	112	
		WROTE	241	119	173	
KWAMAGXAKI HIGH SCHOOL - 4341040	'3	%Achieved	56.2	83.8	48.4	-35.3
		ACHIEVED	100	67	61	
		WROTE	178	80	126	
KWA-MHLONTLO SENIOR SECONDARY SCHOOL - 4331030	'1	%Achieved	27.3	27.5	23.4	-4.1
		ACHIEVED	27	19	15	
		WROTE	99	69	64	
KWANOBUHLE SENIOR SECONDARY SCHOOL - 4291039	'1	%Achieved	57.4	75.6	37.7	-37.8
		ACHIEVED	31	34	20	
		WROTE	54	45	53	
KWANTOZONKE SENIOR SECONDARY SCHOOL - 4301039	'3	%Achieved	49.1	39.5	32.8	-6.8
		ACHIEVED	26	17	19	
		WROTE	53	43	58	
KWAZAKHELE HIGH SCHOOL - 4341041	'3	%Achieved	56.6	38.5	50.0	11.5
		ACHIEVED	73	60	54	
		WROTE	129	156	108	
KWENXURA SENIOR SECONDARY SCHOOL - 4321051	'1	%Achieved	42.1	47.1	40.6	-6.4
		ACHIEVED	24	24	13	
		WROTE	57	51	32	
KWEZILENTABA SENIOR SECONDARY SCHOOL - 4311044	'3	%Achieved	53.8	38.5	22.2	-16.2
		ACHIEVED	7	5	2	
		WROTE	13	13	9	
L JENTILE SENIOR SECONDARY SCHOOL - 4261023	'2	%Achieved	21.7	54.1	94.1	40.1
		ACHIEVED	13	20	16	
		WROTE	60	37	17	
LADY GREY ACADEMY - 4271019	'4	%Achieved	95.2	93.5	87.8	-5.7
		ACHIEVED	60	43	43	
		WROTE	63	46	49	

Centre Performance		Year				Difference 2017-2016
Centre	Quintile	Values	'2015	'2016	'2017	
LAMPLOUGH SENIOR SECONDARY SCHOOL - 4301040	'3	%Achieved	84.2	86.0	97.7	11.8
		ACHIEVED	96	104	86	
		WROTE	114	121	88	
LANGA SENIOR SECONDARY SCHOOL - 4281017	'3	%Achieved	82.8	85.4	94.3	8.8
		ACHIEVED	168	123	115	
		WROTE	203	144	122	
LANGALETHU SENIOR SECONDARY SCHOOL - 4261024	'1	%Achieved	37.5	40.0	100.0	60.0
		ACHIEVED	6	4	8	
		WROTE	16	10	8	
LAVELILANGA SENIOR SECONDARY SCHOOL - 4331031	'3	%Achieved	72.2	77.8	33.3	-44.4
		ACHIEVED	13	14	5	
		WROTE	18	18	15	
LAWSON BROWN HIGH - 4341042	'3	%Achieved	88.0	88.2	84.2	-4.0
		ACHIEVED	139	127	112	
		WROTE	158	144	133	
LEHANA SENIOR SECONDARY SCHOOL - 4271020	'1	%Achieved	68.1	67.5	71.4	3.9
		ACHIEVED	228	282	217	
		WROTE	335	418	304	
LESLIE NKALA SENIOR SECONDARY SCHOOL - 4291040	'3	%Achieved	36.8	38.6	65.4	26.8
		ACHIEVED	21	22	34	
		WROTE	57	57	52	
LILYFONTEIN SCHOOL - 4321052	'5	%Achieved	100.0	100.0	100.0	0.0
		ACHIEVED	27	26	24	
		WROTE	27	26	24	
LIMEKHAYA SECONDARY SCHOOL - 4341043	'3	%Achieved	65.4	81.1	80.5	-0.6
		ACHIEVED	34	43	33	
		WROTE	52	53	41	
LINDANI SENIOR SECONDARY SCHOOL - 4311045	'3	%Achieved	45.7	40.6	54.5	13.9
		ACHIEVED	21	13	12	
		WROTE	46	32	22	
LINDELANI SENIOR SECONDARY SCHOOL - 4251020	'3	%Achieved	66.1	77.9	89.7	11.8
		ACHIEVED	74	67	61	
		WROTE	112	86	68	
LINGANI SENIOR SECONDARY SCHOOL - 4311046	'3	%Achieved	28.6	24.1	53.3	29.2
		ACHIEVED	10	7	8	
		WROTE	35	29	15	
LINGELETHU HIGH SCHOOL - 4311047	'2	%Achieved	61.9	63.2	37.1	-26.0
		ACHIEVED	13	12	13	
		WROTE	21	19	35	
LINGELETHU SENIOR SECONDARY SCHOOL - 4321053	'2	%Achieved	37.4	39.4	49.1	9.8

Centre Performance		Year				Difference 2017-2016
Centre	Quintile	Values	'2015	'2016	'2017	
		ACHIEVED	37	37	28	
		WROTE	99	94	57	
LINGELIHLE SENIOR SECONDARY SCHOOL - 4331032	'3	%Achieved	50.6	56.9	69.5	12.6
		ACHIEVED	86	66	57	
		WROTE	170	116	82	
LINKSIDE HIGH SCHOOL - 4341044	'5	%Achieved	95.3	95.9	95.3	-0.6
		ACHIEVED	121	93	101	
		WROTE	127	97	106	
LITTLE FLOWER S S S - 4291041	'3	%Achieved	78.7	60.7	71.3	10.6
		ACHIEVED	100	108	77	
		WROTE	127	178	108	
LM MALGAS SENIOR SECONDARY SCHOOL - 4301041	'2	%Achieved	31.0	13.7	33.3	19.6
		ACHIEVED	22	10	8	
		WROTE	71	73	24	
LONWABO HIGH SCHOOL - 4311048	'3	%Achieved	50.0	23.3	60.9	37.5
		ACHIEVED	13	7	14	
		WROTE	26	30	23	
LOWER SEPLAN SENIOR SECONDARY SCHOOL - 4261025	'1	%Achieved	29.2	23.1	50.0	26.9
		ACHIEVED	7	3	4	
		WROTE	24	13	8	
LOYISO SENIOR SECONDARY SCHOOL - 4321054	'3	%Achieved	24.5	57.1	60.0	2.9
		ACHIEVED	25	24	21	
		WROTE	102	42	35	
LOYISO SENIOR SECONDARY SCHOOL - 4341045	'3	%Achieved	37.3	31.8	61.5	29.7
		ACHIEVED	31	21	16	
		WROTE	83	66	26	
LOYISO SINOR SECONDARY SCHOOL - 4251021	'1	%Achieved	55.9	67.5	63.7	-3.7
		ACHIEVED	33	56	58	
		WROTE	59	83	91	
LUDIDI SENIOR SECONDARY SCHOOL - 4251022	'1	%Achieved	65.7	60.0	77.8	17.8
		ACHIEVED	23	21	21	
		WROTE	35	35	27	
LUKHANYO HIGH SCHOOL - 4331033	'2	%Achieved	21.8	38.6	31.0	-7.6
		ACHIEVED	22	22	9	
		WROTE	101	57	29	
LUKHOZI HIGH SCHOOL - 4311049	'3	%Achieved	30.2	76.2	66.7	-9.5
		ACHIEVED	13	16	14	
		WROTE	43	21	21	
LUMKO HIGH SCHOOL - 4321055	'3	%Achieved	73.7	64.3	65.6	1.3
		ACHIEVED	84	72	61	

Centre Performance			Year			Difference
Centre	Quintile	Values	'2015	'2016	'2017	2017-2016
		WROTE	114	112	93	
LUNGISA HIGH SCHOOL - 4341046	'3	%Achieved	33.3	24.8	36.5	11.7
		ACHIEVED	59	36	46	
		WROTE	177	145	126	
LUNGISO PUBLIC HIGH SCHOOL - 4351027	'3	%Achieved	81.2	75.0	72.4	-2.6
		ACHIEVED	56	69	76	
		WROTE	69	92	105	
LUPINDO SENIOR SECONDARY SCHOOL - 4251023	'2	%Achieved	50.0	53.8	74.1	20.2
		ACHIEVED	32	14	20	
		WROTE	64	26	27	
LURWAYIZO SENIOR SECONDARY SCHOOL - 4301042	'1	%Achieved	36.8	70.6	38.1	-32.5
		ACHIEVED	7	12	8	
		WROTE	19	17	21	
LUSIKISIKI CHRISTIAN SCHOOL - 4282068	'99	%Achieved			40.9	40.9
		ACHIEVED			9	
		WROTE			22	
LUTATENI SENIOR SECONDARY SCHOOL - 4251024	'1	%Achieved	78.2	53.5	62.3	8.7
		ACHIEVED	43	38	33	
		WROTE	55	71	53	
LUTSHAYA SENIOR SECONDARY SCHOOL - 4281018	'1	%Achieved	40.4	57.8	93.3	35.6
		ACHIEVED	76	93	70	
		WROTE	188	161	75	
LUTUBENI SENIOR SECONDARY SCHOOL - 4291042	'1	%Achieved	61.0	56.2	77.4	21.3
		ACHIEVED	72	73	72	
		WROTE	118	130	93	
LUTUKA SENIOR SECONDARY SCHOOL - 4291043	'3	%Achieved	70.9	66.2	63.0	-3.1
		ACHIEVED	95	90	104	
		WROTE	134	136	165	
LUVUMELWANO SENIOR SECONDARY SCHOOL - 4271021	'2	%Achieved	35.7	65.1	71.1	6.0
		ACHIEVED	45	28	32	
		WROTE	126	43	45	
LUVUYO LERUMO SCHOOL - 4331034	'3	%Achieved	33.6	43.1	44.2	1.2
		ACHIEVED	50	59	65	
		WROTE	149	137	147	
LUXOLO HIGH SCHOOL - 4311050	'2	%Achieved	46.7	45.8	20.0	-25.8
		ACHIEVED	7	11	5	
		WROTE	15	24	25	
LUZIE DRIFT SENIOR SECONDARY SCHOOL - 4271022	'1	%Achieved	71.3	75.3	68.8	-6.5
		ACHIEVED	97	70	55	
		WROTE	136	93	80	

Centre Performance		Year				Difference 2017-2016
Centre	Quintile	Values	'2015	'2016	'2017	
MABALENGWE SENIOR SECONDARY SCHOOL - 4281019	'1	%Achieved	35.7	34.0	12.9	-21.1
		ACHIEVED	50	125	18	
		WROTE	140	368	140	
MABHULANA NDAMASE HIGH SCHOOL - 4281020	'1	%Achieved	15.2	31.0	34.0	3.0
		ACHIEVED	16	40	16	
		WROTE	105	129	47	
MABOBOTI S.S.S. - 4301043	'1	%Achieved	54.2	41.0	55.0	14.0
		ACHIEVED	13	16	22	
		WROTE	24	39	40	
MACIBE SENIOR SECONDARY SCHOOL - 4301044	'2	%Achieved	65.1	46.2	94.6	48.4
		ACHIEVED	56	49	35	
		WROTE	86	106	37	
MACLEAR HIGH SCHOOL - 4271023	'4	%Achieved	100.0	100.0	100.0	0.0
		ACHIEVED	27	18	23	
		WROTE	27	18	23	
MADIKIZELA SENIOR SECONDARY SCHOOL - 4241012	'1	%Achieved	37.2	33.3	55.0	21.7
		ACHIEVED	32	30	33	
		WROTE	86	90	60	
MAGADLA SENIOR SECONDARY SCHOOL - 4251025	'2	%Achieved	52.8	85.7	86.8	1.1
		ACHIEVED	56	42	33	
		WROTE	106	49	38	
MAJALI TECHNICAL HIGH SCHOOL - 4281021	'1	%Achieved	28.4	43.9	50.0	6.1
		ACHIEVED	21	36	50	
		WROTE	74	82	100	
MAJAVU SECONDARY SCHOOL - 4241013	'3	%Achieved		91.1	83.3	-7.7
		ACHIEVED		51	50	
		WROTE		56	60	
MAKAULA SENIOR SECONDARY SCHOOL - 4251026	'2	%Achieved	81.7	79.6	75.8	-3.8
		ACHIEVED	174	234	204	
		WROTE	213	294	269	
MAKUKHANYE SENIOR SECONDARY SCHOOL - 4281022	'1	%Achieved	65.0	69.7	84.1	14.4
		ACHIEVED	115	99	74	
		WROTE	177	142	88	
MALCOMESS SECODARY SCHOOL - 4271024	'3	%Achieved	63.9	53.8	62.0	8.2
		ACHIEVED	62	49	49	
		WROTE	97	91	79	
MALIKHANYE SENIOR SECONDARY SCHOOL - 4271025	'3	%Achieved	52.2	67.9	66.7	-1.2
		ACHIEVED	83	38	20	
		WROTE	159	56	30	
MALUTI SENIOR SECONDARY SCHOOL - 4251027	'3	%Achieved	45.0	35.3	73.6	38.3

Centre Performance		Year				Difference 2017-2016
Centre	Quintile	Values	'2015	'2016	'2017	
		ACHIEVED	81	59	39	
		WROTE	180	167	53	
MANDELA SCHOOL OF SCIENCE AND TECH - 4291044	'1	%Achieved		79.2	71.6	-7.6
		ACHIEVED		57	73	
		WROTE		72	102	
MANGALA SENIOR SECONDARY SCHOOL - 4281023	'3	%Achieved	35.0	55.7	32.9	-22.8
		ACHIEVED	35	34	26	
		WROTE	100	61	79	
MANGELENGELE - 4261026	'2	%Achieved	76.1	73.4	57.5	-15.9
		ACHIEVED	51	58	42	
		WROTE	67	79	73	
MANZAMNYAMA SENIOR SECONDARY SCHOOL - 4251028	'1	%Achieved	73.1	71.4	63.6	-7.8
		ACHIEVED	38	50	56	
		WROTE	52	70	88	
MANZANA SENIOR SECONDARY SCHOOL - 4261027	'2	%Achieved	27.1	40.2	50.3	10.1
		ACHIEVED	45	70	85	
		WROTE	166	174	169	
MANZUZULU SENIOR SECONDARY SCHOOL - 4331035	'3	%Achieved	48.2	55.3	40.9	-14.4
		ACHIEVED	27	21	18	
		WROTE	56	38	44	
MANZOLWANDLE SANDILE S S S - 4291045	'3	%Achieved	54.5	49.3	42.3	-7.0
		ACHIEVED	36	33	30	
		WROTE	66	67	71	
MAQONGWANA SENIOR SECONDARY SCHOOL - 4241014	'1	%Achieved			31.7	31.7
		ACHIEVED			13	
		WROTE			41	
MARELANE SENIOR SECONDARY SCHOOL - 4241015	'1	%Achieved	91.1	83.6	92.7	9.1
		ACHIEVED	173	214	127	
		WROTE	190	256	137	
MARIA LOUW HIGH SCHOOL - 4331036	'4	%Achieved	67.3	85.9	84.6	-1.3
		ACHIEVED	111	79	99	
		WROTE	165	92	117	
MARIAZELL SENIOR SECONDARY SCHOOL - 4251029	'1	%Achieved	84.1	77.4	68.8	-8.6
		ACHIEVED	95	106	55	
		WROTE	113	137	80	
MARINA COMPREHENSIVE HIGH SCHOOL - 4241016	'1	%Achieved	63.6	47.4	64.1	16.7
		ACHIEVED	77	173	164	
		WROTE	121	365	256	
MARLOW AGRICULTURAL HIGH SCHOOL - 4331037	'3	%Achieved	97.8	100.0	100.0	0.0
		ACHIEVED	44	34	44	

Centre Performance		Year				Difference 2017-2016
Centre	Quintile	Values	'2015	'2016	'2017	
		WROTE	45	34	44	
MARY MOUNT RC SECONDARY SCHOOL - 4341047	'5	%Achieved	74.6	85.3	59.7	-25.6
		ACHIEVED	44	64	43	
		WROTE	59	75	72	
MARY WATER HIGH SCHOOL - 4351028	'3	%Achieved	74.8	70.8	66.0	-4.8
		ACHIEVED	80	85	70	
		WROTE	107	120	106	
MASAKHANE SENIOR SECONDARY SCHOOL - 4271026	'2	%Achieved	39.1	57.7	65.6	7.9
		ACHIEVED	25	30	21	
		WROTE	64	52	32	
MASIBAMBANE SENIOR SECONDARY SCHOOL - 4341048	'3	%Achieved	34.4	33.3	30.5	-2.8
		ACHIEVED	52	42	18	
		WROTE	151	126	59	
MASIBONISANE SENIOR SECONDARY SCHOOL - 4311051	'2	%Achieved	51.0	24.7	28.8	4.1
		ACHIEVED	26	20	23	
		WROTE	51	81	80	
MASIHLANGANE SENIOR SECONDARY SCHOOL - 4311052	'3	%Achieved	20.0	20.8	46.3	25.5
		ACHIEVED	12	10	19	
		WROTE	60	48	41	
MASIKHANYISE HIGH SCHOOL - 4331038	'3	%Achieved	63.7	55.2	71.0	15.8
		ACHIEVED	86	69	49	
		WROTE	135	125	69	
MASIKHUTHALE PUBLIC SECONDARY SCHOOL - 4261028	'3	%Achieved	39.0	26.9	62.3	35.4
		ACHIEVED	39	35	38	
		WROTE	100	130	61	
MASILINGANE SENIOR SECONDARY SCHOOL - 4261029	'1	%Achieved	52.9	43.8	58.3	14.6
		ACHIEVED	27	21	21	
		WROTE	51	48	36	
MASIMANYANE SENIOR SECONDARY SCHOOL - 4311053	'3	%Achieved	54.9	64.3	68.3	4.0
		ACHIEVED	28	45	28	
		WROTE	51	70	41	
MASIPHATHISANE SENIOR SECONDARY - 4341049	'3	%Achieved	49.3	53.2	42.8	-10.4
		ACHIEVED	170	167	148	
		WROTE	345	314	346	
MASIXOLE HIGH SCHOOL - 4321056	'3	%Achieved	40.4	50.0	73.8	23.8
		ACHIEVED	38	44	31	
		WROTE	94	88	42	
MASIZAKHE SENIOR SECONDARY SCHOOL - 4311055	'3	%Achieved	38.9	42.9	44.4	1.6
		ACHIEVED	7	6	8	
		WROTE	18	14	18	

Centre Performance			Year			Difference
Centre	Quintile	Values	'2015	'2016	'2017	2017-2016
MATHUMBU SENIOR SECONDARY SCHOOL - 4301045	'1	%Achieved	12.0	16.3	17.2	0.9
		ACHIEVED	9	15	10	
		WROTE	75	92	58	
MATOMELA SENIOR SECONDARY SCHOOL - 4311056	'3	%Achieved	77.6	42.6	23.8	-18.8
		ACHIEVED	38	23	20	
		WROTE	49	54	84	
MATSA SENIOR SECONDARY SCHOOL - 4311057	'3	%Achieved	59.6	73.1	83.3	10.3
		ACHIEVED	28	19	15	
		WROTE	47	26	18	
MATTHEW GONIWE COMPREHENSIVE SCHOOL - 4331039	'3	%Achieved	45.8	40.7	35.7	-5.0
		ACHIEVED	27	11	5	
		WROTE	59	27	14	
MAXWELE SENIOR SECONDARY SCHOOL - 4291046	'3	%Achieved	29.4	15.8	55.0	39.2
		ACHIEVED	5	3	22	
		WROTE	17	19	40	
MAYIBENYE SENIOR SECONDARY SCHOOL - 4281024	'1	%Achieved	55.3	46.8	56.1	9.3
		ACHIEVED	104	124	78	
		WROTE	188	265	139	
MAZIBUKO SENIOR SECONDARY SCHOOL - 4261030	'3	%Achieved	24.2	65.8	75.0	9.2
		ACHIEVED	15	25	24	
		WROTE	62	38	32	
MAZIZINI SENIOR SECONDARY SCHOOL - 4301046	'2	%Achieved	42.3	49.5	73.3	23.8
		ACHIEVED	41	54	44	
		WROTE	97	109	60	
MBEKWENI HIGH SCHOOL - 4331040	'2	%Achieved	59.0	83.3	53.8	-29.5
		ACHIEVED	23	25	21	
		WROTE	39	30	39	
MBODLENI SENIOR SECONDARY SCHOOL - 4251030	'2	%Achieved	38.5	49.4	74.3	24.9
		ACHIEVED	20	44	55	
		WROTE	52	89	74	
MBULELO BENEKANE H S S S - 4311058	'3	%Achieved	77.7	79.4	90.0	10.6
		ACHIEVED	80	77	45	
		WROTE	103	97	50	
MBUMBAZI SENIOR SECONDARY SCHOOL - 4251062	'1	%Achieved		28.9	46.2	17.2
		ACHIEVED		11	12	
		WROTE		38	26	
MC CARTHY COMPREHENSIVE SCHOOL - 4341050	'3	%Achieved	46.8	61.3	50.0	-11.3
		ACHIEVED	52	38	22	
		WROTE	111	62	44	
MCEULA SENIOR SECONDARY SCHOOL - 4261031	'3	%Achieved	61.7	32.3	66.7	34.4

Centre Performance		Year				Difference 2017-2016
Centre	Quintile	Values	'2015	'2016	'2017	
		ACHIEVED	37	21	34	
		WROTE	60	65	51	
MCOBOLOLO SENIOR SECONDARY SCHOOL - 4261032	'1	%Achieved	77.2	85.5	85.7	0.3
		ACHIEVED	44	47	30	
		WROTE	57	55	35	
MDATYA SENIOR SECONDARY SCHOOL - 4241017	'1	%Achieved	44.9	50.0	66.2	16.2
		ACHIEVED	75	99	94	
		WROTE	167	198	142	
MDENI SENIOR SECONDARY SCHOOL - 4301047	'1	%Achieved	36.5	37.6	63.3	25.7
		ACHIEVED	38	59	112	
		WROTE	104	157	177	
MDIBANISO SENIOR SECONDARY SCHOOL - 4311059	'2	%Achieved	50.0	37.1	44.6	7.5
		ACHIEVED	28	23	25	
		WROTE	56	62	56	
MDUTSHANE SENIOR SECONDARY SCHOOL - 4281025	'1	%Achieved	59.2	18.6	56.4	37.9
		ACHIEVED	45	18	44	
		WROTE	76	97	78	
MEHLOMAKHULU SENIOR SECONDARY - 4271027	'2	%Achieved	36.6	82.5	68.5	-14.0
		ACHIEVED	53	66	63	
		WROTE	145	80	92	
MENTE SENIOR SECONDARY SCHOOL - 4301048	'1	%Achieved	83.1	42.2	41.8	-0.4
		ACHIEVED	98	73	41	
		WROTE	118	173	98	
MENZIWA SENIOR SECONDARY SCHOOL - 4291048	'1	%Achieved	42.5	29.7	60.0	30.3
		ACHIEVED	17	22	66	
		WROTE	40	74	110	
MEYISI SENIOR SECONDARY SCHOOL - 4281026	'1	%Achieved	38.6	46.6	88.6	42.0
		ACHIEVED	66	89	78	
		WROTE	171	191	88	
MFAZWE COMPREHENSIVE TECH HIGH SCH - 4251031	'1	%Achieved	38.6	37.0	49.1	12.0
		ACHIEVED	22	20	26	
		WROTE	57	54	53	
MFESANE SENIOR SECONDARY SCHOOL - 4341051	'3	%Achieved	47.1	44.8	75.3	30.4
		ACHIEVED	74	74	64	
		WROTE	157	165	85	
MFUNDISWENI SENIOR SECONDARY SCHOOL - 4251032	'1	%Achieved	68.8	48.1	60.4	12.3
		ACHIEVED	77	90	55	
		WROTE	112	187	91	
MGCAWEZULU SENIOR SECONDARY SCHOOL - 4321057	'3	%Achieved	31.7	44.7	42.1	-2.6
		ACHIEVED	13	17	16	

Centre Performance		Year				Difference 2017-2016
Centre	Quintile	Values	'2015	'2016	'2017	
		WROTE	41	38	38	
MGEZWA SENIOR SECONDARY SCHOOL - 4281027	'2	%Achieved	55.8	69.3	84.1	14.8
		ACHIEVED	135	187	211	
		WROTE	242	270	251	
MGOMANZI SENIOR SECONDARY SCHOOL - 4301049	'3	%Achieved	39.1	23.3	72.7	49.5
		ACHIEVED	27	10	16	
		WROTE	69	43	22	
MGUDLWA SENIOR SECONDARY SCHOOL - 4261033	'1	%Achieved	31.1	26.9	50.8	23.9
		ACHIEVED	33	18	32	
		WROTE	106	67	63	
MHLABI C H SCHOOL - 4241018	'1	%Achieved	74.2	72.2	76.9	4.7
		ACHIEVED	23	39	50	
		WROTE	31	54	65	
MHLAMBISO HIGH SCHOOL - 4311060	'3	%Achieved	38.7	33.3	64.5	31.2
		ACHIEVED	12	9	20	
		WROTE	31	27	31	
MHLANGANISWENI COMM&TECH S S S - 4281028	'1	%Achieved	25.6	9.3	20.4	11.1
		ACHIEVED	20	9	10	
		WROTE	78	97	49	
MHLONTLO SENIOR SECONDARY SCHOOL - 4271028	'1	%Achieved	39.1	35.2	42.0	6.8
		ACHIEVED	25	25	21	
		WROTE	64	71	50	
MICHAUSDAL SECONDARY SCHOOL - 4331041	'3	%Achieved	88.2	76.5	68.4	-8.0
		ACHIEVED	97	65	52	
		WROTE	110	85	76	
MIDA SCHOOL - 4302050	'~	%Achieved	66.0	78.3		-
		ACHIEVED	66	108		
		WROTE	100	138		
MIDDELBURG HIGH SCHOOL - 4331042	'4	%Achieved	97.3	100.0	93.8	-6.3
		ACHIEVED	36	35	30	
		WROTE	37	35	32	
MIDDELLAND SECONDARY SCHOOL - 4331043	'2	%Achieved	74.4	78.4	73.2	-5.2
		ACHIEVED	90	69	82	
		WROTE	121	88	112	
MIDDLE ZOLO SENIOR SECONDARY SCHOOL - 4261034	'3	%Achieved	9.1	0.0	71.4	71.4
		ACHIEVED	1	0	5	
		WROTE	11	8	7	
MILTON DALASILE S S S - 4291049	'1	%Achieved	41.7	37.3	37.5	0.2
		ACHIEVED	40	19	21	
		WROTE	96	51	56	

Centre Performance		Year				Difference 2017-2016
Centre	Quintile	Values	'2015	'2016	'2017	
MILTON MBEKELA S S S - 4291050	'2	%Achieved	65.9	62.7	44.3	-18.4
		ACHIEVED	147	121	97	
		WROTE	223	193	219	
MIZAMO SENIOR SECONDARY SCHOOL - 4321058	'3	%Achieved	60.7	62.5	50.5	-12.0
		ACHIEVED	54	55	46	
		WROTE	89	88	91	
MKAPUSI SENIOR SECONDARY SCHOOL - 4331044	'2	%Achieved		4.5	23.1	18.5
		ACHIEVED		1	6	
		WROTE		22	26	
MNCEBA SENIOR SECONDARY SCHOOL - 4251033	'2	%Achieved	68.9	68.7	68.0	-0.7
		ACHIEVED	208	182	176	
		WROTE	302	265	259	
MNUKWA SENIOR SECONDARY SCHOOL - 4251034	'1	%Achieved	80.0	51.4	36.7	-14.7
		ACHIEVED	24	19	11	
		WROTE	30	37	30	
MOIKETSI GRAVES SENIOR SECONDARY SCH - 4251035	'1	%Achieved	46.1	35.4	85.4	50.0
		ACHIEVED	70	46	35	
		WROTE	152	130	41	
MOKHESENG SENIOR SECONDARY SCHOOL - 4251036	'1	%Achieved	41.3	45.8	72.7	26.9
		ACHIEVED	26	22	24	
		WROTE	63	48	33	
MOLLY BLACKBURN S S S - 4341052	'3	%Achieved	66.5	54.4	64.8	10.4
		ACHIEVED	159	117	107	
		WROTE	239	215	165	
MOLTENO HIGH SCHOOL - 4331045	'4	%Achieved	63.6	64.7	25.0	-39.7
		ACHIEVED	14	11	4	
		WROTE	22	17	16	
MORNING STAR EDUCATION CENTRE - 4292051	'~	%Achieved	75.0	62.7		-
		ACHIEVED	12	37		
		WROTE	16	59		
MORNINGSIDE HIGH SCHOOL - 4341053	'5	%Achieved	69.4	61.0	69.4	8.4
		ACHIEVED	100	50	68	
		WROTE	144	82	98	
MOSA SIBI SENIOR SECONDARY SCHOOL - 4251037	'3	%Achieved	56.0	87.4	86.3	-1.1
		ACHIEVED	98	76	63	
		WROTE	175	87	73	
MOSES MABHIDA SENIOR SECONDARY SCHOO - 4321059	'3	%Achieved	62.2	90.9	38.2	-52.7
		ACHIEVED	23	20	13	
		WROTE	37	22	34	
MOSES MADIBA SENIOR SECONDARY SCHOOL - 4351029	'3	%Achieved	39.3	28.3	33.3	5.0

Centre Performance		Year				Difference 2017-2016
Centre	Quintile	Values	'2015	'2016	'2017	
		ACHIEVED	22	15	13	
		WROTE	56	53	39	
MOSHESH SENIOR SECONDARY SCHOOL - 4251038	'1	%Achieved	47.6	29.7	41.2	11.4
		ACHIEVED	10	11	7	
		WROTE	21	37	17	
MOTHERWELL HIGH SCHOOL - 4341054	'3	%Achieved	61.0	52.3	70.2	17.9
		ACHIEVED	64	81	73	
		WROTE	105	155	104	
MOTHIBISI PUBLIC SCHOOL - 4251039	'1	%Achieved		9.4	60.0	50.6
		ACHIEVED		5	12	
		WROTE		53	20	
MOUNT ARTHUR SENIOR SECONDARY SCHOOL - 4331046	'2	%Achieved	69.3	61.8	63.0	1.3
		ACHIEVED	52	76	58	
		WROTE	75	123	92	
MOUNT AYLIFF SENIOR SECONDARY SCHOOL - 4251040	'1	%Achieved	33.8	67.4	75.0	7.6
		ACHIEVED	71	118	126	
		WROTE	210	175	168	
MOUNT FRERE COMMUNITY - 4252041	'99	%Achieved	145.8	172.7	100.0	-72.7
		ACHIEVED	10	11	4	
		WROTE	14	14	4	
MOUNT FRERE SENIOR SECONDARY SCHOOL - 4251042	'3	%Achieved	68.0	74.3	77.5	3.2
		ACHIEVED	164	156	93	
		WROTE	241	210	120	
MOUNT HARGREAVES SENIOR SECONDARY SC - 4251043	'2	%Achieved	53.9	75.4	72.7	-2.6
		ACHIEVED	69	52	40	
		WROTE	128	69	55	
MPAMBANI MZIMBA HIGH SCHOOL - 4311061	'3	%Achieved	46.7	55.1	73.9	18.8
		ACHIEVED	21	27	17	
		WROTE	45	49	23	
MPEKO SENIOR SECONDARY SCHOOL - 4291052	'3	%Achieved	68.7	40.1	60.3	20.1
		ACHIEVED	79	55	41	
		WROTE	115	137	68	
MPENI SENIOR SECONDARY SCHOOL - 4241019	'3	%Achieved		27.4	16.7	-10.8
		ACHIEVED		17	12	
		WROTE		62	72	
MPHATLALATSANE SENIOR SECONDARY SCHO - 4251044	'2	%Achieved	29.1	42.9	50.0	7.1
		ACHIEVED	16	15	16	
		WROTE	55	35	32	
MPINDWENI SENIOR SECONDARY SCHOOL - 4291053	'3	%Achieved	77.4	78.4	84.2	5.8
		ACHIEVED	48	58	48	

Centre Performance			Year			Difference
Centre	Quintile	Values	'2015	'2016	'2017	2017-2016
		WROTE	62	74	57	
MPINGANA SENIOR SECONDARY SCHOOL - 4281029	'1	%Achieved	71.0	47.1	81.0	33.9
		ACHIEVED	22	24	17	
		WROTE	31	51	21	
MPONDOMBINI SENIOR SECONDARY SCHOOL - 4241020	'2	%Achieved	94.4	84.9	87.4	2.5
		ACHIEVED	119	141	132	
		WROTE	126	166	151	
MPOZOLO SENIOR SECONDARY SCHOOL - 4301051	'1	%Achieved	61.5	47.5	50.0	2.5
		ACHIEVED	24	19	7	
		WROTE	39	40	14	
MPUMELELO SENIOR SECONDARY SCHOOL - 4321060	'3	%Achieved	50.9	45.8	58.1	12.4
		ACHIEVED	27	27	25	
		WROTE	53	59	43	
MQIKELA SENIOR SECONDARY SCHOOL - 4281030	'2	%Achieved	58.3	29.6	64.0	34.4
		ACHIEVED	175	119	55	
		WROTE	300	402	86	
MSOBOMVU SENIOR SECONDARY SCHOOL - 4301052	'3	%Achieved	79.1	65.7	85.1	19.4
		ACHIEVED	216	136	63	
		WROTE	273	207	74	
MT HOREB SENIOR SECONDARY SCHOOL - 4251045	'1	%Achieved		8.9	50.0	41.1
		ACHIEVED		4	11	
		WROTE		45	22	
MT WHITE SENIOR SECONDARY SCHOOL - 4251046	'1	%Achieved	28.9	20.0	17.3	-2.7
		ACHIEVED	24	15	14	
		WROTE	83	75	81	
MTAWELANGA SENIOR SECONDARY SCHOOL - 4301053	'2	%Achieved	29.6	27.3	31.9	4.6
		ACHIEVED	32	21	29	
		WROTE	108	77	91	
MTEBELE SENIOR SECONDARY SCHOOL - 4301054	'2	%Achieved	31.1	41.8	31.5	-10.3
		ACHIEVED	57	46	23	
		WROTE	183	110	73	
MTENGWANE SENIOR SECONDARY SCHOOL - 4291054	'2	%Achieved	53.5	64.2	57.4	-6.8
		ACHIEVED	38	52	35	
		WROTE	71	81	61	
MTETUVUMILE - 4261035	'1	%Achieved	31.4	21.8	45.3	23.5
		ACHIEVED	37	24	34	
		WROTE	118	110	75	
MTHATHA COLLEGE OF MATHS SCIENCE & C - 4292055	'99	%Achieved	95.3	93.2	83.0	-10.2
		ACHIEVED	41	41	44	
		WROTE	43	44	53	

Centre Performance		Year				Difference 2017-2016
Centre	Quintile	Values	'2015	'2016	'2017	
MTHWAKU SENIOR SECONDARY SCHOOL - 4311062	'2	%Achieved	62.1	64.9	46.9	-18.0
		ACHIEVED	18	24	15	
		WROTE	29	37	32	
MTIRARA SENIOR SECONDARY SCHOOL - 4331047	'1	%Achieved	39.2	60.0	54.9	-5.1
		ACHIEVED	40	63	39	
		WROTE	102	105	71	
MTWENI SENIOR SECONDARY SCHOOL - 4281031	'2	%Achieved	57.7	44.8	76.2	31.5
		ACHIEVED	56	64	138	
		WROTE	97	143	181	
MUIR COLLEGE BOYS HIGH SCHOOL - 4341055	'5	%Achieved	97.1	97.7	98.8	1.1
		ACHIEVED	68	84	82	
		WROTE	70	86	83	
MVENYANE SENIOR SECONDARY SCHOOL - 4251047	'2	%Achieved	56.6	88.5	67.5	-21.0
		ACHIEVED	133	108	102	
		WROTE	235	122	151	
MZAMBA COMPREHENSIVE HIGH SCHOOL - 4241021	'2	%Achieved	74.7	69.3	69.8	0.5
		ACHIEVED	71	131	81	
		WROTE	95	189	116	
MZAMO SENIOR SECONDARY SCHOOL - 4331048	'1	%Achieved	32.2	79.2	68.2	-11.0
		ACHIEVED	19	19	15	
		WROTE	59	24	22	
MZAMOMHLE HIGH SCHOOL - 4331049	'2	%Achieved	50.0	44.4	80.0	35.6
		ACHIEVED	6	4	12	
		WROTE	12	9	15	
MZAMOMHLE S.S.S. - 4301060	'3	%Achieved	57.9	44.8	53.8	9.0
		ACHIEVED	11	13	7	
		WROTE	19	29	13	
MZAMOWETHU PUBLIC SCHOOL - 4321062	'3	%Achieved	61.1	45.0	96.3	51.3
		ACHIEVED	33	27	26	
		WROTE	54	60	27	
MZIKAYISE DALASILE SECONDARY SCHOOL - 4261037	'2	%Achieved	55.3	42.0	74.3	32.3
		ACHIEVED	57	55	75	
		WROTE	103	131	101	
MZIMVUBU SENIOR SECONDARY SCHOOL - 4261038	'2	%Achieved	39.2	17.0	53.3	36.3
		ACHIEVED	29	8	16	
		WROTE	74	47	30	
MZOKHANYO HIGH SCHOOL - 4321063	'3	%Achieved	41.5	40.0	33.0	-7.0
		ACHIEVED	54	44	30	
		WROTE	130	110	91	
MZOMHLE SENIOR SECONDARY - 4271029	'2	%Achieved	29.0	51.7	40.0	-11.7

Centre Performance		Year				Difference 2017-2016
Centre	Quintile	Values	'2015	'2016	'2017	
		ACHIEVED	36	31	16	
		WROTE	124	60	40	
MZOMHLE SENIOR SECONDARY SCHOOL - 4321064	'3	%Achieved	63.6	44.1	38.2	-6.0
		ACHIEVED	77	60	29	
		WROTE	121	136	76	
MZOMTSHA HIGH SCHOOL - 4311064	'3	%Achieved	54.8	31.8	63.6	31.8
		ACHIEVED	17	7	21	
		WROTE	31	22	33	
MZONTSUNDU SENIOR SECONDARY SCHOOL - 4311065	'3	%Achieved	60.4	59.4	77.8	18.4
		ACHIEVED	32	19	28	
		WROTE	53	32	36	
MZONTSUNDU SENIOR SECONDARY SCHOOL - 4341056	'3	%Achieved	40.3	37.6	55.6	18.0
		ACHIEVED	64	59	45	
		WROTE	159	157	81	
MZUXOLILE HIGH SCHOOL - 4311066	'3	%Achieved	32.2	34.9	12.5	-22.4
		ACHIEVED	19	15	3	
		WROTE	59	43	24	
MZWINI SENIOR SECONDARY SCHOOL - 4321065	'2	%Achieved	20.0	60.0	20.5	-39.5
		ACHIEVED	5	9	8	
		WROTE	25	15	39	
N MOTMAN PUBLIC SCHOOL - 4331050	'3	%Achieved	65.3	56.6	69.7	13.1
		ACHIEVED	32	47	69	
		WROTE	49	83	99	
NAKAZANA SENIOR SECONDARY SCHOOL - 4301055	'1	%Achieved			42.9	42.9
		ACHIEVED			15	
		WROTE			35	
NANGAMSO SENIOR SECONDARY SCHOOL - 4311067	'2	%Achieved	85.7	65.4	75.0	9.6
		ACHIEVED	12	17	15	
		WROTE	14	26	20	
NASRUDDIN ISLAMIC HIGH SCHOOL - 4342057	'99	%Achieved	96.2	100.0	77.3	-22.7
		ACHIEVED	25	27	17	
		WROTE	26	27	22	
NATHANIEL NYALUZA SECONDARY SCHOOL - 4351030	'3	%Achieved	27.0	47.8	45.3	-2.5
		ACHIEVED	24	32	24	
		WROTE	89	67	53	
NATHANIEL PAMLA HIGH SCHOOL - 4311068	'3	%Achieved	76.7	59.2	66.0	6.8
		ACHIEVED	92	100	95	
		WROTE	120	169	144	
NCEDISIZWE SENIOR SECODARY SCHOOL - 4301056	'1	%Achieved	48.2	37.4	57.8	20.4
		ACHIEVED	54	37	26	

Centre Performance		Year				Difference 2017-2016
Centre	Quintile	Values	'2015	'2016	'2017	
		WROTE	112	99	45	
NCEDO SENIOR SECONDARY SCHOOL - 4341058	'3	%Achieved	64.0	39.6	51.9	12.2
		ACHIEVED	71	44	42	
		WROTE	111	111	81	
NCEDOLWETHU SENIOR SECONDARY SCHOOL - 4311069	'2	%Achieved	48.3	42.4	50.0	7.6
		ACHIEVED	29	28	13	
		WROTE	60	66	26	
NCUNCUZO SENIOR SECONDARY SCHOOL - 4261039	'2	%Achieved	52.6	78.3	66.7	-11.6
		ACHIEVED	61	65	26	
		WROTE	116	83	39	
NDABANKULU SENIOR SECONDARY SCHOOL - 4301057	'3	%Achieved	64.7	70.1	74.1	4.0
		ACHIEVED	123	129	120	
		WROTE	190	184	162	
NDALISO SENIOR SECONDARY SCHOOL - 4281032	'1	%Achieved	34.4	55.2	67.8	12.6
		ACHIEVED	117	128	122	
		WROTE	340	232	180	
NDAMASE SENIOR SECONDARY SCHOOL - 4281033	'2	%Achieved	79.7	76.2	75.3	-0.9
		ACHIEVED	177	298	223	
		WROTE	222	391	296	
NDEMA SENIOR SECONDARY SCHOOL - 4321124	'2	%Achieved	10.0	32.1	78.6	46.4
		ACHIEVED	2	9	11	
		WROTE	20	28	14	
NDLOVUKAZI HIGH SCHOOL - 4331051	'3	%Achieved	75.9	86.2	78.0	-8.1
		ACHIEVED	63	81	96	
		WROTE	83	94	123	
NDYEBO NTSALUBA SENIOR SECONDARY SCH - 4261040	'1	%Achieved	94.2	86.3	85.7	-0.6
		ACHIEVED	65	63	66	
		WROTE	69	73	77	
NDYEBO SENIOR SECONDARY SCHOOL - 4341059	'3	%Achieved	59.7	53.9	52.9	-1.0
		ACHIEVED	83	69	54	
		WROTE	139	128	102	
NDZONDELELO HIGH SCHOOL - 4341060	'3	%Achieved	72.6	74.3	61.0	-13.4
		ACHIEVED	98	171	125	
		WROTE	135	230	205	
NEWELL PUBLIC SECONDARY SCHOOL - 4341061	'3	%Achieved	62.3	37.9	60.4	22.5
		ACHIEVED	48	33	29	
		WROTE	77	87	48	
NEWTON HIGH SCHOOL - 4311070	'1	%Achieved			20.0	20.0
		ACHIEVED			3	
		WROTE			15	

Centre Performance		Year				Difference 2017-2016
Centre	Quintile	Values	'2015	'2016	'2017	
NEWTON T H S - 4341062	'5	%Achieved	85.6	77.5	78.1	0.6
		ACHIEVED	101	107	107	
		WROTE	118	138	137	
NGALONKULU SENIOR SECONDARY SCHOOL - 4241022	'1	%Achieved	28.5	24.1	32.4	8.3
		ACHIEVED	35	28	23	
		WROTE	123	116	71	
NGANGELIZWE SENIOR SECONDARY SCHOOL - 4291056	'3	%Achieved	71.7	88.3	88.1	-0.2
		ACHIEVED	43	91	89	
		WROTE	60	103	101	
NGANGELIZWE SENIOR SECONDARY SCHOOL - 4311071	'2	%Achieved	12.1	37.5	46.7	9.2
		ACHIEVED	4	6	7	
		WROTE	33	16	15	
NGANGOLWANDLE SENIOR SECONDARY SCHOO - 4301058	'1	%Achieved	64.0	28.3	24.1	-4.2
		ACHIEVED	415	200	161	
		WROTE	648	707	667	
NGCINGWANE TECH S S S - 4301059	'3	%Achieved	58.8	26.7	54.8	28.1
		ACHIEVED	77	55	34	
		WROTE	131	206	62	
NGQELENI SENIOR SECONDARY SCHOOL - 4281034	'2	%Achieved	11.6	23.8	39.4	15.6
		ACHIEVED	16	31	41	
		WROTE	138	130	104	
NGUBENGCUKA SENIOR SECONDARY SCHOOL - 4331052	'3	%Achieved	29.8	44.4	57.1	12.7
		ACHIEVED	14	8	12	
		WROTE	47	18	21	
NGUBESIZWE SENIOR SECONDARY SCHOOL - 4261041	'~	%Achieved	64.3	50.0		-
		ACHIEVED	18	34		
		WROTE	28	68		
NGUBESIZWE SENIOR SECONDARY SCHOOL - 4291057	'3	%Achieved	70.6	83.9	87.9	4.0
		ACHIEVED	12	26	29	
		WROTE	17	31	33	
NGUBEZULU SENIOR SECONDARY SCHOOL - 4281035	'2	%Achieved	48.4	46.7	87.5	40.8
		ACHIEVED	62	86	70	
		WROTE	128	184	80	
NGWAYIBANJWA SENIOR SECONDARY SCHOOL - 4291058	'3	%Achieved	67.4	71.5	48.7	-22.8
		ACHIEVED	95	93	96	
		WROTE	141	130	197	
NGWEKAZI SENIOR SECONDARY SCHOOL - 4251048	'2	%Achieved	45.4	61.9	77.3	15.4
		ACHIEVED	44	26	34	
		WROTE	97	42	44	
NGWENYATHI HIGH SCHOOL - 4321066	'3	%Achieved	61.5	67.9	87.0	19.1

Centre Performance		Year				Difference 2017-2016
Centre	Quintile	Values	'2015	'2016	'2017	
		ACHIEVED	56	55	67	
		WROTE	91	81	77	
NGWENZE SENIOR SECONDARY SCHOOL - 4301061	'2	%Achieved	49.0	61.5	62.5	1.0
		ACHIEVED	76	104	80	
		WROTE	155	169	128	
NJONGOZABANTU S S S - 4311072	'2	%Achieved	66.7	76.0	80.0	4.0
		ACHIEVED	18	19	12	
		WROTE	27	25	15	
NKULULEKO SENIOR SCONDARY SCHOOL - 4341063	'3	%Achieved	27.7	75.6	65.6	-10.0
		ACHIEVED	33	34	40	
		WROTE	119	45	61	
NKULULEKO SENIOR SECONDARY SCHOOL - 4271030	'3	%Achieved	34.7	54.1	66.7	12.6
		ACHIEVED	33	33	12	
		WROTE	95	61	18	
NKWANCA HIGH SCHOOL - 4331053	'3	%Achieved	72.6	68.8	67.9	-0.9
		ACHIEVED	119	119	91	
		WROTE	164	173	134	
NOBANGILE SENIOR SECONDARY SCHOOL - 4301062	'1	%Achieved	57.3	60.3	71.3	11.0
		ACHIEVED	59	44	62	
		WROTE	103	73	87	
NOGEMANE SENIOR SECONDARY SCHOOL - 4281036	'1	%Achieved	17.1	11.5	24.3	12.8
		ACHIEVED	39	24	44	
		WROTE	228	208	181	
NOLITHA COMPREHENSIVE TECHNICAL SCHO - 4301063	'3	%Achieved	50.4	49.2	65.2	16.1
		ACHIEVED	66	29	45	
		WROTE	131	59	69	
NOMAGQWATHEKANA COMP TECH HIGH SCHOO - 4241023	'1	%Achieved	54.4	41.7	67.0	25.3
		ACHIEVED	68	73	67	
		WROTE	125	175	100	
NOMAHEYA SENIOR SECONDARY SCHOOL - 4301064	'3	%Achieved	31.5	35.0	39.4	4.5
		ACHIEVED	41	43	41	
		WROTE	130	123	104	
NOMBULELO SECONDARY SCHOOL - 4351031	'3	%Achieved	52.8	57.0	82.0	25.0
		ACHIEVED	86	45	41	
		WROTE	163	79	50	
NOMPENDULO HIGH SCHOOL - 4321067	'3	%Achieved	51.3	50.0	50.0	0.0
		ACHIEVED	20	19	11	
		WROTE	39	38	22	
NOMPUCUKO COMBINED SCHOOL - 4351032	'3	%Achieved	28.0	56.0	6.9	-49.1
		ACHIEVED	7	14	2	

Centre Performance		Year				Difference 2017-2016
Centre	Quintile	Values	'2015	'2016	'2017	
		WROTE	25	25	29	
NOMPUMELELO HIGH SCHOOL - 4331054	'3	%Achieved	38.3	71.0	69.0	-2.0
		ACHIEVED	46	49	49	
		WROTE	120	69	71	
NOMPUMELELO SENIOR SECONDARY SCHOOL - 4271031	'2	%Achieved	7.3	29.0	42.4	13.4
		ACHIEVED	4	9	14	
		WROTE	55	31	33	
NOMZAMO SECONDARY SCHOOL - 4351033	'3	%Achieved	79.6	92.3	75.0	-17.3
		ACHIEVED	43	48	12	
		WROTE	54	52	16	
NONCEBA SENIOR SECONDARY SCHOOL - 4321068	'3	%Achieved	39.7	44.3	50.0	5.7
		ACHIEVED	23	35	8	
		WROTE	58	79	16	
NONCEDO COMBINED SCHOOL - 4321069	'3	%Achieved	50.0	70.8	66.7	-4.2
		ACHIEVED	17	17	18	
		WROTE	34	24	27	
NONDWE SENIOR SECONDARY SCHOOL - 4301065	'1	%Achieved	39.3	34.1	58.3	24.2
		ACHIEVED	11	14	21	
		WROTE	28	41	36	
NONGEKE SENIOR SECONDARY SCHOOL - 4241024	'1	%Achieved	50.8	48.0	46.0	-2.0
		ACHIEVED	152	123	87	
		WROTE	299	256	189	
NONKQUBELA SENIOR SECONDARY SCHOOL - 4331055	'2	%Achieved	14.8	13.5	12.5	-1.0
		ACHIEVED	8	5	3	
		WROTE	54	37	24	
NONKULULEKO SENIOR SECONDARY - 4331056	'1	%Achieved	43.5	5.3	6.7	1.4
		ACHIEVED	10	1	1	
		WROTE	23	19	15	
NORTHERN LIGHTS SCHOOL - 4343064	'99	%Achieved	87.5	87.5	43.8	-43.8
		ACHIEVED	7	7	7	
		WROTE	8	8	16	
NOSIMO TECHNICAL HIGH SCHOOL - 4261042	'1	%Achieved	42.9	31.1	28.9	-2.2
		ACHIEVED	15	14	13	
		WROTE	35	45	45	
NOSIZWE HIGH SCHOOL - 4321070	'3	%Achieved	26.3	41.9	71.4	29.5
		ACHIEVED	20	26	25	
		WROTE	76	62	35	
NOWAWE HIGH SCHOOL - 4321071	'3	%Achieved	23.0	39.3	21.3	-18.1
		ACHIEVED	17	24	10	
		WROTE	74	61	47	

Centre Performance			Year			Difference
Centre	Quintile	Values	'2015	'2016	'2017	2017-2016
NOZALISILE SENIOR SECONDARY SCHOOL - 4311074	'3	%Achieved	56.7	61.1	77.1	16.0
		ACHIEVED	17	11	27	
		WROTE	30	18	35	
NOZUKO SENIOR SECONDARY SCHOOL - 4291059	'1	%Achieved	57.7	80.3	86.4	6.1
		ACHIEVED	123	110	89	
		WROTE	213	137	103	
NQABARA SENIOR SECONDARY SCHOOL - 4301067	'1	%Achieved	51.7	56.8	55.1	-1.7
		ACHIEVED	104	121	136	
		WROTE	201	213	247	
NQABISILE SENIOR SECONDARY SCHOOL - 4301068	'1	%Achieved	32.1	16.7	27.0	10.4
		ACHIEVED	18	3	10	
		WROTE	56	18	37	
NQWEBA SENIOR SECONDARY SCHOOL - 4351034	'3	%Achieved	77.1	68.4	92.6	24.2
		ACHIEVED	37	52	25	
		WROTE	48	76	27	
NQWILISO SENIOR SECONDARY SCHOOL - 4291060	'1	%Achieved	41.6	50.0	82.7	32.7
		ACHIEVED	74	66	43	
		WROTE	178	132	52	
NTABANKULU SENIOR SECONDARY SCHOOL - 4251049	'3	%Achieved	75.5	56.6	67.9	11.3
		ACHIEVED	83	69	76	
		WROTE	110	122	112	
NTABENKONYANA S S S - 4311075	'2	%Achieved	54.5	53.9	35.7	-18.2
		ACHIEVED	96	83	50	
		WROTE	176	154	140	
NTABEZULU SENIOR SECONDARY SCHOOL - 4241025	'1	%Achieved	52.1	57.1	81.0	23.8
		ACHIEVED	123	116	85	
		WROTE	236	203	105	
NTAFUFU SENIOR SECONDARY SCHOOL - 4281037	'1	%Achieved	71.1	75.2	90.2	15.0
		ACHIEVED	155	121	110	
		WROTE	218	161	122	
NTLALO SENIOR SECONDARY SCHOOL - 4271032	'3	%Achieved	81.3	100.0	100.0	0.0
		ACHIEVED	13	11	16	
		WROTE	16	11	16	
NTSHILINI SENIOR SECONDARY SCHOOL - 4281038	'1	%Achieved	62.4	60.2	76.9	16.8
		ACHIEVED	68	74	80	
		WROTE	109	123	104	
NTSIKA SENIOR SECONDARY SCHOOL - 4351035	'3	%Achieved	73.4	87.1	85.3	-1.8
		ACHIEVED	47	61	64	
		WROTE	64	70	75	
NTSIKAYEZWWE HIGH SCHOOL - 4251050	'1	%Achieved	46.6	34.4	50.0	15.6

Centre Performance		Year				Difference 2017-2016
Centre	Quintile	Values	'2015	'2016	'2017	
		ACHIEVED	69	53	55	
		WROTE	148	154	110	
NTSIZWA SENIOR SECONDARY SCHOOL - 4251051	'1	%Achieved	2.2	14.6	22.0	7.5
		ACHIEVED	2	7	13	
		WROTE	91	48	59	
NTSOKOTHA SENIOR SECONDARY SCHOOL - 4321072	'3	%Achieved	38.3	45.2	73.3	28.1
		ACHIEVED	18	33	44	
		WROTE	47	73	60	
NTSOKOTHA SENIOR SECONDARY SCHOOL - 4331057	'2	%Achieved	60.5	56.9	87.0	30.1
		ACHIEVED	153	103	134	
		WROTE	253	181	154	
NTUKAYI SENIOR SECONDARY SCHOOL - 4241026	'1	%Achieved	31.0	63.0	39.7	-23.3
		ACHIEVED	76	63	95	
		WROTE	245	100	239	
NTUNJA SENIOR SECONDARY SCHOOL - 4331061	'1	%Achieved	75.0	94.8	23.3	-71.5
		ACHIEVED	23	31	7	
		WROTE	72	64	30	
NYAMEKO HIGH SCHOOL - 4321073	'3	%Achieved	81.1	83.2	81.6	-1.6
		ACHIEVED	103	89	71	
		WROTE	127	107	87	
NYANGA SENIOR SECONDARY SCHOOL - 4261043	'3	%Achieved	77.1	78.5	82.5	4.0
		ACHIEVED	178	146	160	
		WROTE	231	186	194	
NYANGILIZWE SENIOR SECONDARY SCHOOL - 4281039	'3	%Achieved	39.7	48.1	49.5	1.4
		ACHIEVED	89	77	96	
		WROTE	224	160	194	
NYANISO SENIOR SECONDARY SCHOOL - 4251052	'1	%Achieved	89.7	89.8	79.2	-10.6
		ACHIEVED	26	44	19	
		WROTE	29	49	24	
NYATHELA SENIOR SECONDARY SCHOOL - 4271033	'2	%Achieved	28.5	50.0	50.0	0.0
		ACHIEVED	41	28	27	
		WROTE	144	56	54	
NZIMANKULU SENIOR SECONDARY SCHOOL - 4331059	'1	%Achieved	49.7	52.4	68.4	15.9
		ACHIEVED	73	75	54	
		WROTE	147	143	79	
NZULULWAZI HIGH SCHOOL - 4311077	'3	%Achieved	73.4	63.6	45.6	-18.1
		ACHIEVED	47	35	36	
		WROTE	64	55	79	
NZULULWAZI SENIOR SECONDARY SCHOOL - 4251053	'2	%Achieved	97.2	63.2	50.5	-12.7
		ACHIEVED	69	74	49	

Centre Performance		Year				Difference 2017-2016
Centre	Quintile	Values	'2015	'2016	'2017	
		WROTE	71	117	97	
OLIVER TAMBO TECH SCHOOL - 4241027	'1	%Achieved	39.4	50.0	45.9	-4.1
		ACHIEVED	41	52	28	
		WROTE	104	104	61	
OLIVET PRIVATE SCHOOL - 4332062	'99	%Achieved	80.0	66.7	75.0	8.3
		ACHIEVED	12	10	3	
		WROTE	15	15	4	
OSBORN SENIOR SECONDARY SCHOOL - 4251054	'2	%Achieved	57.1	67.2	94.3	27.1
		ACHIEVED	40	80	200	
		WROTE	70	119	212	
PAKAMANI SENIOR SECONDARY SCHOOL - 4261044	'3	%Achieved	56.5	63.2	58.8	-4.3
		ACHIEVED	13	12	10	
		WROTE	23	19	17	
PAKAMANI SENIOR SECONDARY SCHOOL - 4261045	'1	%Achieved	69.2	72.8	65.9	-6.9
		ACHIEVED	200	182	135	
		WROTE	289	250	205	
PAKAMANI SENIOR SECONDARY SCHOOL - 4301069	'3	%Achieved	69.8	79.6	85.1	5.4
		ACHIEVED	148	133	97	
		WROTE	212	167	114	
PALMERTON HIGH SCHOOL - 4281040	'2	%Achieved	50.4	78.5	76.8	-1.7
		ACHIEVED	140	150	136	
		WROTE	278	191	177	
PANGELELE SENIOR SECONDARY SCHOOL - 4281041	'1	%Achieved	35.6	36.6	45.5	8.9
		ACHIEVED	80	79	75	
		WROTE	225	216	165	
PATENSIE SECONDARY SCHOOL - 4351036	'3	%Achieved	23.5	43.8	68.8	25.0
		ACHIEVED	8	7	11	
		WROTE	34	16	16	
PATERSON HIGH SCHOOL - 4341065	'3	%Achieved	75.4	86.7	75.2	-11.4
		ACHIEVED	92	104	79	
		WROTE	122	120	105	
PAUL SAUER HIGH SCHOOL - 4351037	'4	%Achieved	100.0	100.0	96.3	-3.7
		ACHIEVED	35	34	26	
		WROTE	35	34	27	
PEARSON HIGH SCHOOL - 4341066	'5	%Achieved	100.0	100.0	99.5	-0.5
		ACHIEVED	181	213	205	
		WROTE	181	213	206	
PEARSTON SENIOR SECONDARY SCHOOL - 4351038	'3	%Achieved	27.1	30.8	17.6	-13.1
		ACHIEVED	19	8	6	
		WROTE	70	26	34	

Centre Performance			Year			Difference
Centre	Quintile	Values	'2015	'2016	'2017	2017-2016
PHAKAMANI SENIOR SECONDARY SCHOOL - 4331064	'2	%Achieved	94.7	69.6	66.7	-2.9
		ACHIEVED	18	16	18	
		WROTE	19	23	27	
PHAKAMISA SENIOR SECONDARY SCHOOL - 4341067	'3	%Achieved	46.4	31.6	23.7	-7.9
		ACHIEVED	32	42	27	
		WROTE	69	133	114	
PHAMBILI MZONTSUNDU SENIOR SECONDARY - 4271034	'3	%Achieved	42.3	81.8	57.6	-24.2
		ACHIEVED	11	27	19	
		WROTE	26	33	33	
PHAMBILI SENIOR SECONDARY SCHOOL - 4281042	'1	%Achieved	35.4	21.3	66.3	44.9
		ACHIEVED	52	48	55	
		WROTE	147	225	83	
PHANDULWAZI AGRICULTURAL HIGH SCHOOL - 4311078	'3	%Achieved	80.0	90.9	70.8	-20.1
		ACHIEVED	44	70	46	
		WROTE	55	77	65	
PHAPHANI SENIOR SECONDARY SCHOOL - 4341068	'3	%Achieved	26.3	54.2	69.7	15.5
		ACHIEVED	21	45	23	
		WROTE	80	83	33	
PHILEMON NGCELWANE HIGH SCHOOL - 4321074	'3	%Achieved	78.5	65.4	74.1	8.7
		ACHIEVED	73	89	86	
		WROTE	93	136	116	
PHILLIP MTYWAKU SEN SEC SCHOOL - 4321075	'3	%Achieved	55.3	40.4	96.8	56.4
		ACHIEVED	26	23	30	
		WROTE	47	57	31	
PHUMELELE COMMERCIAL & TECHNICAL SCH - 4251055	'2	%Achieved	21.3	23.5	47.4	23.8
		ACHIEVED	10	12	9	
		WROTE	47	51	19	
PONDOLWENDLOVU SENIOR SECONDARY SCH - 4281043	'1	%Achieved	34.9	51.4	81.4	30.0
		ACHIEVED	38	55	57	
		WROTE	109	107	70	
PORT ALFRED HIGH SCHOOL - 4351039	'5	%Achieved	94.5	94.7	87.7	-7.1
		ACHIEVED	52	54	64	
		WROTE	55	57	73	
PORT REX TECHNICAL HIGH - 4321076	'5	%Achieved	79.8	67.9	69.9	1.9
		ACHIEVED	75	53	65	
		WROTE	94	78	93	
PORT ST JOHNS S S S - 4281044	'3	%Achieved	58.5	72.1	72.0	-0.1
		ACHIEVED	137	124	85	
		WROTE	234	172	118	
PUMLANI SENIOR SECONDARY SCHOOL - 4331063	'1	%Achieved			55.2	55.2

Centre Performance		Year				Difference 2017-2016
Centre	Quintile	Values	'2015	'2016	'2017	
		ACHIEVED			16	
		WROTE			29	
PUMLANI SENIOR SECONDARY SCHOOL - 4331065	'1	%Achieved	57.7	58.8	65.3	6.5
		ACHIEVED	60	57	32	
		WROTE	104	97	49	
QAPHELANI SENIOR SECONDARY SCHOOL - 4341069	'3	%Achieved	27.4	51.7	39.3	-12.3
		ACHIEVED	26	31	24	
		WROTE	95	60	61	
QQAQAMBA SENIOR SECONDARY SCHOOL - 4321077	'3	%Achieved	17.1	60.9	84.0	23.1
		ACHIEVED	19	39	21	
		WROTE	111	64	25	
QHAMANI SENIOR SECONDARY SCHOOL - 4321078	'3	%Achieved	72.7	32.6	20.8	-11.7
		ACHIEVED	8	14	5	
		WROTE	11	43	24	
QHASANA SENIOR SECONDARY SCHOOL - 4321079	'3	%Achieved	18.2	11.4	29.1	17.7
		ACHIEVED	10	8	16	
		WROTE	55	70	55	
QHAYIYA SENIOR SECONDARY SCHOOL - 4311079	'2	%Achieved	77.3	37.0	60.0	23.0
		ACHIEVED	17	10	12	
		WROTE	22	27	20	
QHAYIYALETHU F E T - 4351040	'3	%Achieved	31.1	71.4	65.8	-5.6
		ACHIEVED	19	25	25	
		WROTE	61	35	38	
QINGQOLO S S S - 4291061	'1	%Achieved	41.2	35.7	63.3	27.6
		ACHIEVED	7	5	19	
		WROTE	17	14	30	
QOKOLWENI SENIOR SECONDARY SCHOOL - 4291062	'3	%Achieved	61.6	72.8	77.5	4.7
		ACHIEVED	90	75	62	
		WROTE	146	103	80	
QOMBOLO SENIOR SECONDARY SCHOOL - 4301070	'1	%Achieved	59.3	58.6	87.5	28.9
		ACHIEVED	32	17	14	
		WROTE	54	29	16	
QUEEN'S COLLEGE BOYS' HIGH SCHOOL - 4331066	'5	%Achieved	99.0	97.3	98.1	0.8
		ACHIEVED	104	109	102	
		WROTE	105	112	104	
QUEENSTOWN GIRLS HIGH SCHOOL - 4331067	'5	%Achieved	100.0	100.0	100.0	0.0
		ACHIEVED	101	100	101	
		WROTE	101	100	101	
QUMBU TECHNICAL HIGH SCHOOL - 4291063	'2	%Achieved	53.5	68.0	60.0	-8.0
		ACHIEVED	92	66	45	

Centre Performance		Year				Difference 2017-2016
Centre	Quintile	Values	'2015	'2016	'2017	
		WROTE	172	97	75	
QUMBU VILLAGE S S S - 4291064	'3	%Achieved	51.3	85.7	86.7	1.0
		ACHIEVED	97	114	130	
		WROTE	189	133	150	
RABULA SENIOR SECONDARY SCHOOL - 4311080	'3	%Achieved	17.6	60.0	57.1	-2.9
		ACHIEVED	3	9	4	
		WROTE	17	15	7	
RALEBITSO SENIOR SECONDARY SCHOOL - 4251056	'1	%Achieved	7.0	48.4	36.0	-12.4
		ACHIEVED	3	15	9	
		WROTE	43	31	25	
RAMAFOLE SENIOR SECONDARY SCHOOL - 4251057	'2	%Achieved	45.4	77.0	80.0	3.0
		ACHIEVED	108	97	116	
		WROTE	238	126	145	
RAYMOND MHLABA SENIOR SECONDARY - 4331068	'3	%Achieved	83.3	72.7	69.0	-3.8
		ACHIEVED	20	24	20	
		WROTE	24	33	29	
RESHWA SENIOR SECONDARY SCHOOL - 4311081	'3	%Achieved	63.6	25.0	12.5	-12.5
		ACHIEVED	7	3	2	
		WROTE	11	12	16	
REUBEN NTULI SENIOR SECONDARY SCHOOL - 4291065	'3	%Achieved	29.2	83.9	61.8	-22.1
		ACHIEVED	19	26	21	
		WROTE	65	31	34	
REX MDEBUKA SENIOR SECONDARY SCHOOL - 4271035	'3	%Achieved	22.6	68.9	27.3	-41.6
		ACHIEVED	14	31	12	
		WROTE	62	45	44	
RICHARD VARHA HIGH SCHOOL - 4321080	'3	%Achieved	77.7	76.5	88.8	12.3
		ACHIEVED	108	143	87	
		WROTE	139	187	98	
RIEBEEK COLLEGE GIRLS HIGH SCHOOL - 4341070	'5	%Achieved	98.9	100.0	100.0	0.0
		ACHIEVED	87	78	80	
		WROTE	88	78	80	
RIVERSIDE SENIOR SECONDARY SCHOOL - 4282045	'99	%Achieved	66.2	57.0	86.0	29.1
		ACHIEVED	49	45	37	
		WROTE	74	79	43	
ROCKLANDS INTERMEDIATE SCHOOL - 4341071	'2	%Achieved	61.7	65.2	70.9	5.7
		ACHIEVED	29	30	39	
		WROTE	47	46	55	
RODE SENIOR SECONDARY SCHOOL - 4251058	'2	%Achieved	33.9	63.4	80.7	17.3
		ACHIEVED	37	52	67	
		WROTE	109	82	83	

Centre Performance			Year			Difference
Centre	Quintile	Values	'2015	'2016	'2017	2017-2016
ROYAL ACADEMY - 4332069	'99	%Achieved	80.4	73.7	62.9	-10.8
		ACHIEVED	41	28	39	
		WROTE	51	38	62	
S E K MQHAYI HIGH SCHOOL - 4321081	'3	%Achieved	24.6	54.2	47.6	-6.5
		ACHIEVED	14	13	10	
		WROTE	57	24	21	
SABATA SENIOR SECONDARY SCHOOL - 4261046	'1	%Achieved	55.8	30.0	50.0	20.0
		ACHIEVED	29	15	22	
		WROTE	52	50	44	
SADA SCHOOL OF EXCELLENCE - 4331090	'1	%Achieved		36.4	57.1	20.8
		ACHIEVED		4	8	
		WROTE		11	14	
SAKHIKAMVA HIGH SCHOOL - 4321082	'3	%Achieved	29.5	64.1	70.0	5.9
		ACHIEVED	18	25	28	
		WROTE	61	39	40	
SAKHISIZWE HIGH SCHOOL - 4321083	'3	%Achieved	66.1	76.8	60.8	-16.0
		ACHIEVED	41	86	79	
		WROTE	62	112	130	
SAKHISIZWE SENIOR SECONDARY SCHOOL - 4341072	'3	%Achieved	33.9	58.3	36.1	-22.2
		ACHIEVED	39	28	13	
		WROTE	115	48	36	
SAKHULULEKA HIGH SCHOOL - 4311082	'3	%Achieved	54.9	30.4	41.0	10.6
		ACHIEVED	45	45	34	
		WROTE	82	148	83	
SAKUPHUMELELA S S S - 4311083	'2	%Achieved		46.4	25.7	-20.7
		ACHIEVED		13	9	
		WROTE		28	35	
SAMKELWE SENIOR SECONDARY SCHOOL - 4351042	'3	%Achieved	54.5	55.9	57.1	1.3
		ACHIEVED	12	19	24	
		WROTE	22	34	42	
SAMUEL NOMBEWU SENIOR SECONDARY SCHO - 4271036	'2	%Achieved	48.8	100.0	91.1	-8.9
		ACHIEVED	21	33	41	
		WROTE	43	33	45	
SANCTOR HIGH SCHOOL - 4341073	'3	%Achieved	65.0	68.2	77.5	9.3
		ACHIEVED	152	120	100	
		WROTE	234	176	129	
SANDI SENIOR SECONDARY SCHOOL - 4281046	'1	%Achieved	39.5	28.2	30.4	2.2
		ACHIEVED	101	50	66	
		WROTE	256	177	217	
SANDISIWE HIGH SCHOOL - 4321084	'3	%Achieved	51.9	88.6	79.3	-9.3

Centre Performance			Year			Difference
Centre	Quintile	Values	'2015	'2016	'2017	2017-2016
		ACHIEVED	70	62	69	
		WROTE	135	70	87	
SANDISULWAZI HIGH SCHOOL - 4351043	'3	%Achieved	41.2	34.0	53.3	19.3
		ACHIEVED	14	16	8	
		WROTE	34	47	15	
SANDY MAJEKE SENIOR SECONDARY SCHOOL - 4291066	'3	%Achieved	40.0	35.3	80.0	44.7
		ACHIEVED	14	6	12	
		WROTE	35	17	15	
SANGONI SENIOR SECONDARY SCHOOL - 4281047	'2	%Achieved	41.2	43.5	66.5	23.0
		ACHIEVED	98	117	109	
		WROTE	238	269	164	
SAPUKANDUKU SENIOR SECONDARY SCHOOL - 4251059	'2	%Achieved	41.0	47.7	27.8	-19.9
		ACHIEVED	32	42	20	
		WROTE	78	88	72	
SEA VIEW SECONDARY SCHOOL - 4291102	'1	%Achieved	11.3	21.2	41.2	20.0
		ACHIEVED	6	14	70	
		WROTE	53	66	170	
SEHUSHE COMM SCHOOL - 4281048	'2	%Achieved	76.3	58.5	72.5	14.0
		ACHIEVED	87	103	66	
		WROTE	114	176	91	
SELBORNE COLLEGE BOYS HIGH - 4321085	'2	%Achieved	100.0	100.0	99.3	-0.7
		ACHIEVED	147	139	147	
		WROTE	147	139	148	
SENYUKELE SENIOR SECONDARY SCHOOL - 4251060	'2	%Achieved	64.5	79.9	64.4	-15.5
		ACHIEVED	182	151	121	
		WROTE	282	189	188	
SHAW PARK COMBINED SCHOOL - 4351044	'2	%Achieved	23.5	13.3	26.3	13.0
		ACHIEVED	4	2	5	
		WROTE	17	15	19	
SHAWBURY SENIOR SECONDARY SCHOOL - 4291067	'2	%Achieved	47.1	64.0	92.3	28.3
		ACHIEVED	74	73	72	
		WROTE	157	114	78	
SHUKUMA SENIOR SECONDARY SCHOOL - 4241028	'1	%Achieved	38.5	56.3	53.2	-3.1
		ACHIEVED	79	94	58	
		WROTE	205	167	109	
SIBABALE SENIOR SECONDARY SCHOOL - 4271037	'3	%Achieved	39.2	69.3	52.1	-17.2
		ACHIEVED	38	52	49	
		WROTE	97	75	94	
SIBI SENIOR SECONDARY SCHOOL - 4251061	'2	%Achieved	57.7	68.4	76.7	8.3
		ACHIEVED	71	52	33	

Centre Performance			Year			Difference
Centre	Quintile	Values	'2015	'2016	'2017	2017-2016
		WROTE	123	76	43	
SIBONILE SENIOR SECONDARY SCHOOL - 4331070	'3	%Achieved	64.7	31.3	43.8	12.5
		ACHIEVED	11	5	7	
		WROTE	17	16	16	
SIBUYELE COMBINED SCHOOL - 4331071	'2	%Achieved	51.9	67.6	68.2	0.5
		ACHIEVED	14	23	15	
		WROTE	27	34	22	
SIDINANE SENIOR SECONDARY SCHOOL - 4271038	'2	%Achieved	60.8	72.5	84.4	12.0
		ACHIEVED	240	158	114	
		WROTE	395	218	135	
SIFONONDILE SENIOR SECONDARY SCHOOL - 4261047	'2	%Achieved	81.3	68.8	31.0	-37.7
		ACHIEVED	13	11	9	
		WROTE	16	16	29	
SIJONGEPHAMBILI - 4331072	'3	%Achieved	11.4	27.6	40.0	12.4
		ACHIEVED	5	8	8	
		WROTE	44	29	20	
SIKHULULE HIGH SCHOOL - 4321086	'3	%Achieved	50.4	41.5	24.1	-17.5
		ACHIEVED	65	49	19	
		WROTE	129	118	79	
SILIMELA HIGH SCHOOL - 4321087	'3	%Achieved	27.7	36.5	50.0	13.5
		ACHIEVED	23	19	17	
		WROTE	83	52	34	
SIMPHIWE KHETHWA SECONDARY SCHOOL - 4271039	'3	%Achieved	31.1	11.9	22.7	10.8
		ACHIEVED	14	8	5	
		WROTE	45	67	22	
SIMZAMILE SENIOR SECONDARY SCHOOL - 4321088	'3	%Achieved	55.1	23.1	62.9	39.8
		ACHIEVED	27	15	22	
		WROTE	49	65	35	
SINETHEMBA PUBLIC SCHOOL - 4311084	'3	%Achieved		22.2	26.3	4.1
		ACHIEVED		8	20	
		WROTE		36	76	
SINETHEMBA SENIOR SECONDARY SCHOOL - 4321089	'3	%Achieved	23.3	30.4	24.4	-6.0
		ACHIEVED	20	14	10	
		WROTE	86	46	41	
SINIWIWE HIGH SCHOOL - 4321090	'3	%Achieved	50.0	71.4	65.7	-5.7
		ACHIEVED	14	20	23	
		WROTE	28	28	35	
SINOLWAZI SEN SEC SCHOOL - 4291068	'3	%Achieved	27.3	45.5	51.9	6.4
		ACHIEVED	24	40	42	
		WROTE	88	88	81	

Centre Performance		Year				Difference 2017-2016
Centre	Quintile	Values	'2015	'2016	'2017	
SINOVUYO HIGH SCHOOL - 4321091	'3	%Achieved	26.2	53.3	86.7	33.3
		ACHIEVED	16	16	13	
		WROTE	61	30	15	
SISEKO HIGH SCHOOL - 4311087	'2	%Achieved	38.3	55.9	67.6	11.8
		ACHIEVED	18	19	23	
		WROTE	47	34	34	
SISONKE SENIOR SECONDARY SCHOOL - 4341074	'3	%Achieved	22.6	30.8	60.0	29.2
		ACHIEVED	21	16	6	
		WROTE	93	52	10	
SITHUKUTHEZI SENIOR SECONDARY SCHOOL - 4241029	'1	%Achieved	54.4	40.2	62.3	22.1
		ACHIEVED	43	37	38	
		WROTE	79	92	61	
SITOZA SENIOR SECONDARY SCHOOL - 4261048	'1	%Achieved		29.4	38.6	9.1
		ACHIEVED		30	32	
		WROTE		102	83	
SIVUMELENE SENIOR SECONDARY SCHOOL - 4271040	'1	%Achieved	62.1	36.8	11.1	-25.7
		ACHIEVED	18	7	1	
		WROTE	29	19	9	
SIWALI SENIOR SECONDARY SCHOOL - 4281049	'1	%Achieved	64.7	75.3	94.8	19.5
		ACHIEVED	44	61	73	
		WROTE	68	81	77	
SIYABABALWA SENIOR SECONDARY SCHOOL - 4321092	'3	%Achieved	63.0	50.0	58.3	8.3
		ACHIEVED	17	11	7	
		WROTE	27	22	12	
SIYABALALA SENIOR SECONDARY SCHOOL - 4261049	'1	%Achieved	23.1	39.3	39.1	-0.2
		ACHIEVED	9	11	9	
		WROTE	39	28	23	
SIYABONGA SENIOR SECONDARY SCHOOL - 4311088	'3	%Achieved	21.2	55.0	82.4	27.4
		ACHIEVED	7	11	14	
		WROTE	33	20	17	
SIYABULELA SENIOR SECONDARY SCHOOL - 4301071	'3	%Achieved	57.1	35.6	51.8	16.2
		ACHIEVED	24	16	29	
		WROTE	42	45	56	
SIYAKHULA PUBLIC SCHOOL - 4311089	'3	%Achieved	37.7	17.0	54.3	37.3
		ACHIEVED	20	8	19	
		WROTE	53	47	35	
SIYAPHAKAMA SENIOR SECONDARY SCHOOL - 4331073	'3	%Achieved	17.4	77.3	80.6	3.4
		ACHIEVED	8	17	25	
		WROTE	46	22	31	
SIYAZAKHA SECONDARY SCHOOL - 4321093	'3	%Achieved	32.5	43.8	29.4	-14.3

Centre Performance		Year				Difference 2017-2016
Centre	Quintile	Values	'2015	'2016	'2017	
		ACHIEVED	13	14	10	
		WROTE	40	32	34	
SIYAZAMA SENIOR SECONDARY SCHOOL - 4321094	'3	%Achieved	58.8	60.7	46.9	-13.8
		ACHIEVED	20	17	15	
		WROTE	34	28	32	
SIZAMILE SENIOR SECONDARY SCHOOL - 4331074	'3	%Achieved	74.1	85.7	46.2	-39.6
		ACHIEVED	20	12	6	
		WROTE	27	14	13	
SIZINGISILE SENIOR SECONDARY SCHOOL - 4311090	'2	%Achieved	50.9	75.8	60.0	-15.8
		ACHIEVED	27	25	18	
		WROTE	53	33	30	
SMUTS NDAMASE S S S - 4281050	'1	%Achieved	12.6	10.7	9.8	-0.9
		ACHIEVED	22	25	22	
		WROTE	175	234	225	
SOBABA HIGH SCHOOL - 4281051	'1	%Achieved	27.0	33.3	61.4	28.0
		ACHIEVED	17	25	27	
		WROTE	63	75	44	
SOBANTU SENIOR SECONDARY SCHOOL - 4311091	'2	%Achieved	63.8	53.7	71.4	17.8
		ACHIEVED	30	22	25	
		WROTE	47	41	35	
SOLOMON MAHLANGU HIGH SCHOOL - 4341075	'3	%Achieved	76.4	81.3	84.9	3.7
		ACHIEVED	68	91	124	
		WROTE	89	112	146	
SOLOMON MAHLANGU SENIOR SECONDARY - 4321095	'3	%Achieved	41.9	40.8	49.0	8.2
		ACHIEVED	31	31	24	
		WROTE	74	76	49	
SOMAGUNYA SENIOR SECONDARY SCHOOL - 4291070	'2	%Achieved	35.4	23.5	69.8	46.3
		ACHIEVED	17	8	37	
		WROTE	48	34	53	
SONQISHE SENIOR SECONDARY SCHOOL - 4251063	'1	%Achieved	26.6	94.1	56.3	-37.9
		ACHIEVED	17	48	36	
		WROTE	64	51	64	
SOPHAKAMA SENIOR SECONDARY SCHOOL - 4301072	'2	%Achieved	41.0	37.0	87.5	50.5
		ACHIEVED	16	17	7	
		WROTE	39	46	8	
SOPHAKAMA SENIOR SECONDARY SCHOOL - 4341076	'3	%Achieved	43.8	41.3	29.3	-12.1
		ACHIEVED	28	31	12	
		WROTE	64	75	41	
SOPHATHISANA SENIOR SECONDARY SCHOOL - 4321096	'3	%Achieved	56.9	71.3	78.7	7.3
		ACHIEVED	74	127	70	

Centre Performance		Year				Difference 2017-2016
Centre	Quintile	Values	'2015	'2016	'2017	
		WROTE	130	178	89	
SOPHONIA SENIOR SECONDARY SCHOOL - 4271041	'1	%Achieved	61.1	50.0	36.4	-13.6
		ACHIEVED	11	8	8	
		WROTE	18	16	22	
SOQHAYISA SENIOR SECONDARY SCHOOL - 4341077	'3	%Achieved	80.0	91.3	96.4	5.1
		ACHIEVED	68	63	54	
		WROTE	85	69	56	
SOSEBENZA SENIOR SECONDARY SCHOOL - 4331075	'2	%Achieved	14.6	52.2	19.2	-32.9
		ACHIEVED	7	12	5	
		WROTE	48	23	26	
SOTININI SENIOR SECONDARY - 4311092	'2	%Achieved	23.1	42.9	64.3	21.4
		ACHIEVED	3	6	9	
		WROTE	13	14	14	
SOVUKA SIKHANYE HIGH SCHOOL - 4331076	'2	%Achieved	26.1	40.0	20.0	-20.0
		ACHIEVED	6	10	3	
		WROTE	23	25	15	
SOYISILE SENIOR SECONDARY SCHOOL - 4331077	'2	%Achieved	57.1	51.6	66.7	15.1
		ACHIEVED	28	16	12	
		WROTE	49	31	18	
SPANDAU SENIOR SECONDARY SCHOOL - 4351045	'3	%Achieved	49.2	70.8	52.9	-17.9
		ACHIEVED	58	63	64	
		WROTE	118	89	121	
ST CUTHBERT'S SEN SEC SCHOOL - 4291071	'3	%Achieved	68.1	72.7	58.3	-14.4
		ACHIEVED	32	16	35	
		WROTE	47	22	60	
ST ALBANS PRISON - 4344098	'5	%Achieved	38.5	50.0	66.7	16.7
		ACHIEVED	5	2	4	
		WROTE	13	4	6	
ST BARTHOLOMEWS S S S - 4291072	'2	%Achieved	36.1	53.7	84.2	30.6
		ACHIEVED	73	44	32	
		WROTE	202	82	38	
ST CHARLES SOJOLA HIGH SCHOOL - 4311093	'3	%Achieved	63.6	50.0	62.2	12.2
		ACHIEVED	28	23	28	
		WROTE	44	46	45	
ST CHRISTOPHERS PRIVATE SCHOOL - 4322097	'99	%Achieved	92.1	87.8	90.6	2.7
		ACHIEVED	70	65	48	
		WROTE	76	74	53	
ST COLMCILLE SENIOR SECONDARY SCHOOL - 4351047	'3	%Achieved	56.8	74.3	100.0	25.7
		ACHIEVED	42	55	34	
		WROTE	74	74	34	

Centre Performance			Year			Difference
Centre	Quintile	Values	'2015	'2016	'2017	2017-2016
ST GEORGES SENIOR SECONDARY SCHOOL - 4251064	'3	%Achieved	74.5	44.8	50.9	6.1
		ACHIEVED	35	74	82	
		WROTE	47	165	161	
ST JAMES SECONDARY SCHOOL - 4341078	'4	%Achieved	79.1	78.3	78.4	0.0
		ACHIEVED	72	47	58	
		WROTE	91	60	74	
ST JAMES SENIOR SECONDARY SCHOOL - 4261050	'3	%Achieved	97.6	87.5	96.2	8.7
		ACHIEVED	201	230	226	
		WROTE	206	263	235	
ST JOHNS COLLEGE - 4291073	'4	%Achieved	92.6	95.9	91.4	-4.6
		ACHIEVED	428	378	339	
		WROTE	462	394	371	
ST JUDE PRIVATE SCHOOL - 4292074	'99	%Achieved	68.2	67.5	83.3	15.8
		ACHIEVED	30	27	15	
		WROTE	44	40	18	
ST MARGARET SENIOR SECONDARY SCHOOL - 4251065	'2	%Achieved	37.4	57.3	35.1	-22.2
		ACHIEVED	70	55	27	
		WROTE	187	96	77	
ST MARKS SENIOR SECONDARY SCHOOL - 4251066	'1	%Achieved	39.1	85.7	44.4	-41.3
		ACHIEVED	9	24	8	
		WROTE	23	28	18	
ST MARTINS SCHOOL - 4292075	'99	%Achieved	39.7	53.3	52.4	-1.0
		ACHIEVED	27	32	22	
		WROTE	68	60	42	
ST MATTHEWS HIGH SCHOOL - 4311094	'2	%Achieved	77.4	91.7	83.3	-8.3
		ACHIEVED	65	88	70	
		WROTE	84	96	84	
ST PATRICKS SENIOR SECONDARY SCHOOL - 4281052	'3	%Achieved	73.4	58.0	57.1	-0.9
		ACHIEVED	190	222	261	
		WROTE	259	383	457	
ST TERESA HIGH SCHOOL - 4271042	'1	%Achieved	71.9	85.8	81.4	-4.4
		ACHIEVED	184	109	92	
		WROTE	256	127	113	
ST THOMAS FOR THE DEAF - 4323126	'99	%Achieved		14.3	37.5	23.2
		ACHIEVED		2	3	
		WROTE		14	8	
ST THOMAS PRIVATE SCHOOL - 4322098	'99	%Achieved	85.4	97.4	76.5	-20.9
		ACHIEVED	35	37	26	
		WROTE	41	38	34	
ST THOMAS SENIOR SECONDARY SCHOOL - 4341079	'3	%Achieved	89.2	82.2	88.7	6.5

Centre Performance		Year				Difference 2017-2016
Centre	Quintile	Values	'2015	'2016	'2017	
		ACHIEVED	148	148	134	
		WROTE	166	180	151	
STERKSPRUIT CHRISTIAN SCHOOL - 4272043	'99	%Achieved	96.0	100.0	100.0	0.0
		ACHIEVED	24	30	20	
		WROTE	25	30	20	
STERKSPRUIT SENIOR SECONDARY SCHOOL - 4271044	'3	%Achieved	47.9	62.7	71.8	9.1
		ACHIEVED	137	64	107	
		WROTE	286	102	149	
STIRLING HIGH SCHOOL - 4321099	'5	%Achieved	99.5	99.5	100.0	0.5
		ACHIEVED	218	216	205	
		WROTE	219	217	205	
STRATEGIC HIGH SCHOOL - 4292076	'99	%Achieved	71.2	48.1	45.6	-2.6
		ACHIEVED	47	26	31	
		WROTE	66	54	68	
STRELITZIA HIGH SCHOOL - 4341080	'5	%Achieved	88.7	95.5	86.7	-8.8
		ACHIEVED	133	127	117	
		WROTE	150	133	135	
STUTTEREIM HIGH SCHOOL - 4311095	'4	%Achieved	100.0	98.0	95.0	-3.0
		ACHIEVED	53	50	38	
		WROTE	53	51	40	
STUTTEREIM MATHS & SCIENCE ACADEMY - 4322125	'99	%Achieved			44.4	44.4
		ACHIEVED			4	
		WROTE			9	
SUKUDE SENIOR SECONDARY SCHOOL - 4251067	'1	%Achieved	62.3	74.3	82.7	8.4
		ACHIEVED	160	223	230	
		WROTE	257	300	278	
SULENKAMA SENIOR SECONDARY SCHOOL - 4291077	'2	%Achieved	43.2	85.2	100.0	14.8
		ACHIEVED	16	23	19	
		WROTE	37	27	19	
T EM MRWETYANA SENIOR SECONDARY SCHOOL - 4351048	'3	%Achieved	41.5	25.5	42.9	17.4
		ACHIEVED	22	14	9	
		WROTE	53	55	21	
TAMBEKILE SENIOR SECONDARY SCHOOL - 4331078	'2	%Achieved	32.2	59.7	53.2	-6.5
		ACHIEVED	28	37	25	
		WROTE	87	62	47	
TAMSANQA HIGH SCHOOL - 4311096	'2	%Achieved	42.9	52.0	61.1	9.1
		ACHIEVED	12	13	11	
		WROTE	28	25	18	
TAMSANQA SECONDARY SCHOOL - 4341081	'3	%Achieved	25.4	15.9	4.3	-11.7
		ACHIEVED	17	7	2	

Centre Performance			Year			Difference
Centre	Quintile	Values	'2015	'2016	'2017	2017-2016
		WROTE	67	44	47	
TANDANANI SENIOR SECONDARY SCHOOL - 4291078	'2	%Achieved	58.6	75.0	76.2	1.2
		ACHIEVED	51	54	48	
		WROTE	87	72	63	
TANGA SENIOR SECONDARY SCHOOL - 4301073	'3	%Achieved	58.2	67.8	66.7	-1.1
		ACHIEVED	46	59	36	
		WROTE	79	87	54	
TARKASTAD HIGH SCHOOL - 4331079	'4	%Achieved	100.0	100.0	100.0	0.0
		ACHIEVED	26	16	21	
		WROTE	26	16	21	
TEHILLAH CHRISTIAN ACADEMY - 4345506	'~	%Achieved	48.0	77.5		-
		ACHIEVED	48	55		
		WROTE	100	71		
TEHILLAH CHRISTIAN ACADEMY - 4345514	'99	%Achieved			56.1	56.1
		ACHIEVED			23	
		WROTE			41	
TEMPLETON HIGH SCHOOL - 4311097	'4	%Achieved	66.7	75.0	56.7	-18.3
		ACHIEVED	22	24	17	
		WROTE	33	32	30	
THAKABANNA SENIOR SECONDARY SCHOOL - 4271045	'1	%Achieved	57.5	31.9	64.5	32.6
		ACHIEVED	50	37	40	
		WROTE	87	116	62	
THANDUXOLO SENIOR SECONDARY SCHOOL - 4341082	'3	%Achieved	22.4	30.0	15.4	-14.6
		ACHIEVED	15	15	4	
		WROTE	67	50	26	
THE HILL COLLEGE - 4342083	'~	%Achieved	95.2	100.0		-
		ACHIEVED	40	34		
		WROTE	42	34		
THEMBALABANTU HIGH SCHOOL - 4321100	'3	%Achieved	46.5	47.0	61.5	14.5
		ACHIEVED	79	63	48	
		WROTE	170	134	78	
THEMBALESIZWE COM TECH - 4241030	'1	%Achieved	47.8	47.8	38.2	-9.6
		ACHIEVED	33	22	13	
		WROTE	69	46	34	
THEMBALESIZWE S S S - 4321101	'3	%Achieved	23.3	22.7	38.5	15.7
		ACHIEVED	7	5	5	
		WROTE	30	22	13	
THEMBELANI HIGH SCHOOL - 4311099	'3	%Achieved	35.3	47.4	69.2	21.9
		ACHIEVED	6	9	9	
		WROTE	17	19	13	

Centre Performance		Quintile	Values	Year			Difference 2017-2016
Centre	'2015			'2016	'2017		
THEODOR HERZL HIGH SCHOOL - 4342084	'2	%Achieved	100.0	100.0		-	
		ACHIEVED	31	24			
		WROTE	31	24			
THOBELANI SENIOR SECONDARY SCHOOL - 4311100	'3	%Achieved	84.0	35.4	60.0	24.6	
		ACHIEVED	21	17	21		
		WROTE	25	48	35		
THOLANG SENIOR SECONDARY SCHOOL - 4251082	'3	%Achieved	79.3	77.8	71.2	-6.6	
		ACHIEVED	146	144	136		
		WROTE	184	185	191		
THOMAS NTABA SENIOR SECONDARY SCHOOL - 4271046	'2	%Achieved	68.3	71.7	71.1	-0.6	
		ACHIEVED	86	81	91		
		WROTE	126	113	128		
THOZAMISA SENIOR SECONDARY SCHOOL - 4331080	'2	%Achieved	39.3	46.2	79.2	33.0	
		ACHIEVED	22	18	19		
		WROTE	56	39	24		
THUBALETHU HIGH SCHOOL - 4311101	'4	%Achieved	49.4	52.7	54.5	1.8	
		ACHIEVED	41	48	24		
		WROTE	83	91	44		
THUBELIHLE SENIOR SECONDARY SCHOOL - 4301074	'1	%Achieved			26.3	26.3	
		ACHIEVED			10		
		WROTE			38		
THUBELIHLE SENIOR SECONDARY SCHOOL - 4341085	'3	%Achieved	32.6	3.2	63.6	60.5	
		ACHIEVED	14	2	7		
		WROTE	43	63	11		
TINARA HIGH SCHOOL - 4341086	'3	%Achieved	28.1	70.8	37.5	-33.3	
		ACHIEVED	9	17	6		
		WROTE	32	24	16		
TLOKWENG SENIOR SECONDARY SCHOOL - 4271047	'1	%Achieved	59.6	90.7	68.0	-22.7	
		ACHIEVED	186	127	132		
		WROTE	312	140	194		
TOISE SENIOR SECONDARY SCHOOL - 4321102	'3	%Achieved	81.3	75.6	46.6	-29.0	
		ACHIEVED	91	93	62		
		WROTE	112	123	133		
TOLENI SENIOR SECONDARY SCHOOL - 4261051	'3	%Achieved		39.6	65.9	26.2	
		ACHIEVED		88	139		
		WROTE		222	211		
TOLI SENIOR SECONDARY SCHOOL - 4281054	'1	%Achieved	92.0	93.5	91.6	-1.8	
		ACHIEVED	391	316	307		
		WROTE	425	338	335		
TOLWENI SENIOR SECONDARY SCHOOL - 4291079	'1	%Achieved	43.4	98.0	95.7	-2.4	

Centre Performance		Year				Difference 2017-2016
Centre	Quintile	Values	'2015	'2016	'2017	
		ACHIEVED	95	50	22	
		WROTE	219	51	23	
TSHOLOMNQA HIGH SCHOOL - 4321103	'2	%Achieved	38.3	36.5	26.1	-10.4
		ACHIEVED	57	46	36	
		WROTE	149	126	138	
TSHONGWENI SENIOR SECONDARY SCHOOL - 4291080	'3	%Achieved	52.9	70.8	74.5	3.6
		ACHIEVED	36	51	35	
		WROTE	68	72	47	
TSITSANA COMP S S S SCHOOL - 4271048	'3	%Achieved	33.3	38.5	61.1	22.6
		ACHIEVED	9	15	11	
		WROTE	27	39	18	
TSOLO HIGH SCHOOL - 4291081	'3	%Achieved	42.9	68.5	59.6	-9.0
		ACHIEVED	39	61	53	
		WROTE	91	89	89	
TSOMO SENIOR SECONDARY SCHOOL - 4261052	'3	%Achieved	69.5	45.6	51.5	5.9
		ACHIEVED	89	67	88	
		WROTE	128	147	171	
TUTOR NDAMASE S S S - 4281055	'2	%Achieved	57.0	52.2	58.4	6.2
		ACHIEVED	162	178	181	
		WROTE	284	341	310	
TYALI HIGH SCHOOL - 4311102	'3	%Achieved	35.7	77.8	100.0	22.2
		ACHIEVED	5	7	15	
		WROTE	14	9	15	
TYALI SENIOR SECONDARY SCHOOL - 4301075	'1	%Achieved	25.2	46.7	58.8	12.1
		ACHIEVED	37	43	60	
		WROTE	147	92	102	
TYELIMHLOPHE SENIOR SECONDARY SCHOOL - 4251084	'2	%Achieved			72.2	72.2
		ACHIEVED			39	
		WROTE			54	
TYELINZIMA HIGH SCHOOL - 4291082	'1	%Achieved	15.6	32.4	88.6	56.2
		ACHIEVED	15	23	39	
		WROTE	96	71	44	
TYHILULWAZI SENIOR SECONDARY SCHOL - 4341087	'3	%Achieved	29.9	21.9	35.1	13.2
		ACHIEVED	32	21	33	
		WROTE	107	96	94	
UGIE HIGH SCHOOL - 4271049	'4	%Achieved	97.8	100.0	81.3	-18.8
		ACHIEVED	45	28	26	
		WROTE	46	28	32	
UITENHAGE SENIOR SECONDARY SCHOOL - 4341088	'4	%Achieved	86.9	85.6	86.0	0.4
		ACHIEVED	179	196	123	

Centre Performance		Year				Difference 2017-2016
Centre	Quintile	Values	'2015	'2016	'2017	
		WROTE	206	229	143	
UKHANYO SECONDARY SCHOOL - 4351049	'3	%Achieved	21.2	50.0	27.3	-22.7
		ACHIEVED	18	7	12	
		WROTE	85	14	44	
ULANA SENIOR SECONDARY SCHOOL - 4311103	'3	%Achieved	50.0	25.9	47.6	21.7
		ACHIEVED	9	7	10	
		WROTE	18	27	21	
ULWAZI HIGH SCHOOL - 4321104	'3	%Achieved	100.0	95.2	100.0	4.8
		ACHIEVED	78	79	57	
		WROTE	78	83	57	
UMTATA HIGH SCHOOL - 4291084	'4	%Achieved	87.5	95.7	87.5	-8.2
		ACHIEVED	91	90	84	
		WROTE	104	94	96	
UMTATA INTERNATIONAL SCHOOL - 4291085	'4	%Achieved	89.5	90.1	76.1	-14.0
		ACHIEVED	94	73	67	
		WROTE	105	81	88	
UMTATA TECHNICAL COLLEGE - 4291086	'3	%Achieved	57.3	46.7	77.0	30.3
		ACHIEVED	122	70	77	
		WROTE	213	150	100	
UMTHAWELANGA S S SCHOOL - 4271050	'3	%Achieved	43.1	58.0	85.0	27.0
		ACHIEVED	31	69	51	
		WROTE	72	119	60	
UMTIZA HIGH SCHOOL - 4321105	'3	%Achieved	55.2	51.2	52.0	0.8
		ACHIEVED	58	64	39	
		WROTE	105	125	75	
UMZUVUKILE HIGH SCHOOL - 4321106	'2	%Achieved	28.6	55.3	56.5	1.3
		ACHIEVED	16	21	26	
		WROTE	56	38	46	
UNATHI SECONDARY SCHOOL - 4321107	'3	%Achieved	69.4	72.8	81.3	8.4
		ACHIEVED	93	75	65	
		WROTE	134	103	80	
UNION HIGH SCHOOL - 4351050	'5	%Achieved	96.7	93.8	100.0	6.3
		ACHIEVED	59	60	51	
		WROTE	61	64	51	
UPPER CORANA SENIOR SECONDARY SCHOOL - 4281056	'3	%Achieved	27.7	32.4	47.5	15.2
		ACHIEVED	59	57	29	
		WROTE	213	176	61	
UPPER CULUNCA S S S - 4291087	'1	%Achieved	40.5	56.3	69.2	13.0
		ACHIEVED	17	9	9	
		WROTE	42	16	13	

Centre Performance			Year			Difference 2017-2016
Centre	Quintile	Values	'2015	'2016	'2017	
UPPER GWADU SENIOR SECONDARY SCHOOL - 4301076	'2	%Achieved	55.1	66.7	91.3	24.6
		ACHIEVED	27	40	21	
		WROTE	49	60	23	
UPPER MPAKO SENIOR SECONDARY SCHOOL - 4291088	'1	%Achieved	30.4	64.8	78.5	13.7
		ACHIEVED	45	70	62	
		WROTE	148	108	79	
URBAN ACADEMY - 4342100	'99	%Achieved			86.4	86.4
		ACHIEVED			38	
		WROTE			44	
UVIWE SENIOR SECONDARY SCHOOL - 4321108	'3	%Achieved	69.2	86.6	69.4	-17.2
		ACHIEVED	36	58	43	
		WROTE	52	67	62	
V M KWINANA S S S - 4341089	'3	%Achieved	43.3	25.3	59.6	34.2
		ACHIEVED	42	19	28	
		WROTE	97	75	47	
VAKELE TECHNICAL S S S - 4281057	'1	%Achieved	13.6	34.3	65.3	31.0
		ACHIEVED	15	23	49	
		WROTE	110	67	75	
VELALANGA SENIOR SECONDARY SCHOOL - 4331081	'3	%Achieved	38.9	46.7	25.0	-21.7
		ACHIEVED	7	7	3	
		WROTE	18	15	12	
VELILE SENIOR SECONDARY SCHOOL - 4351051	'3	%Achieved	45.8	86.1	61.4	-24.7
		ACHIEVED	22	31	27	
		WROTE	48	36	44	
VICTOR POTO SENIOR SECONDARY SCHOOL - 4281058	'1	%Achieved	33.9	50.4	49.7	-0.7
		ACHIEVED	56	64	75	
		WROTE	165	127	151	
VICTORIA GIRLS HIGH SCHOOL - 4351052	'5	%Achieved	100.0	100.0	100.0	0.0
		ACHIEVED	83	69	82	
		WROTE	83	69	82	
VICTORIA MXENGE HIGH SCHOOL - 4311104	'3	%Achieved	56.0	27.3	27.3	0.0
		ACHIEVED	14	3	3	
		WROTE	25	11	11	
VICTORIA PARK HIGH SCHOOL - 4341090	'5	%Achieved	99.5	100.0	98.5	-1.5
		ACHIEVED	196	190	199	
		WROTE	197	190	202	
VUKAYIBAMBE SENIOR SECONDARY SCHOOL - 4241031	'1	%Achieved	42.0	47.0	80.5	33.5
		ACHIEVED	42	47	33	
		WROTE	100	100	41	
VUKILE TSHWETE S S S - 4311105	'2	%Achieved	36.0	47.8	57.4	9.6

Centre Performance		Year				Difference 2017-2016
Centre	Quintile	Values	'2015	'2016	'2017	
		ACHIEVED	18	33	27	
		WROTE	50	69	47	
VUKUHAMBE SCHOOL - 4323109	'99	%Achieved	55.6		100.0	100.0
		ACHIEVED	5		4	
		WROTE	9		4	
VUKUZENZELE SPECIAL SCHOOL - 4243032	'99	%Achieved	84.6	44.4	12.5	-31.9
		ACHIEVED	11	4	2	
		WROTE	13	9	16	
VULAMAZIBUKO HIGH SCHOOL - 4321110	'3	%Achieved	64.8	69.4	83.9	14.5
		ACHIEVED	70	84	47	
		WROTE	108	121	56	
VULINDLELA COMP TECH - 4241033	'3	%Achieved	41.6	35.3	58.9	23.6
		ACHIEVED	57	41	43	
		WROTE	137	116	73	
VULINDLELA SENIOR SECONDARY SCHOOL - 4281059	'1	%Achieved	44.2	54.1	67.3	13.3
		ACHIEVED	111	60	99	
		WROTE	251	111	147	
VULINDLELA SENIOR SECONDARY SCHOOL - 4281060	'1	%Achieved	56.6	77.8	87.2	9.4
		ACHIEVED	64	42	68	
		WROTE	113	54	78	
VULINGCOBO SENIOR SECONDARY SCHOOL - 4301077	'~	%Achieved	70.7	55.1		-
		ACHIEVED	70	49		
		WROTE	99	89		
VULI-VALLEY SENIOR SECONDARY SCHOOL - 4301078	'4	%Achieved	68.7	68.3	69.6	1.3
		ACHIEVED	90	82	71	
		WROTE	131	120	102	
VULUHLANGA SENIOR SECONDARY SCHOOL - 4301079	'2	%Achieved	83.3	79.2	95.2	16.1
		ACHIEVED	40	38	40	
		WROTE	48	48	42	
VULUMZI SENIOR SECONDARY SCHOOL - 4341091	'3	%Achieved	43.5	48.0	56.5	8.5
		ACHIEVED	54	47	48	
		WROTE	124	98	85	
VUSELELA COMBINED SCHOOL - 4331083	'2	%Achieved	32.6	25.8	43.2	17.4
		ACHIEVED	14	8	16	
		WROTE	43	31	37	
W B RUBUSANA SENIOR SECONDARY SCHOOL - 4331084	'3	%Achieved	41.3	61.2	72.3	11.1
		ACHIEVED	62	52	47	
		WROTE	150	85	65	
WABAN SENIOR SECONDARY SCHOOL - 4281061	'1	%Achieved	69.6	63.1	60.9	-2.2
		ACHIEVED	48	41	42	

Centre Performance			Year			Difference
Centre	Quintile	Values	'2015	'2016	'2017	2017-2016
		WROTE	69	65	69	
WALMER HIGH SCHOOL - 4341092	'3	%Achieved	35.5	21.5	72.7	51.2
		ACHIEVED	55	51	32	
		WROTE	155	237	44	
WALTER CINGO SENIOR SECONDARY SCHOOL - 4281062	'1	%Achieved	60.5	57.1	83.2	26.1
		ACHIEVED	115	124	109	
		WROTE	190	217	131	
WELSH SENIOR SECONDARY SCHOOL - 4291090	'1	%Achieved	15.2	35.8	76.0	40.2
		ACHIEVED	21	19	19	
		WROTE	138	53	25	
WEST BANK SEN SEC SCHOOL - 4321111	'4	%Achieved	82.9	85.1	76.1	-9.0
		ACHIEVED	29	40	35	
		WROTE	35	47	46	
WESTBANK BANK HIGH SCHOOL - 4321112	'5	%Achieved	95.8	93.0	92.9	-0.1
		ACHIEVED	69	66	65	
		WROTE	72	71	70	
WESTERING HIGH SCHOOL - 4341093	'5	%Achieved	100.0	100.0	97.2	-2.8
		ACHIEVED	186	170	171	
		WROTE	186	170	176	
WESTVILLE SECONDARY SCHOOL - 4341094	'3	%Achieved	78.9	88.9	88.7	-0.2
		ACHIEVED	138	104	102	
		WROTE	175	117	115	
WILLOVALE SENIOR SECONDARY SCHOOL - 4301080	'3	%Achieved	39.4	55.9	53.3	-2.5
		ACHIEVED	28	38	40	
		WROTE	71	68	75	
WILLOWMORE SENIOR SECONDARY SCHOOL - 4351053	'3	%Achieved	68.4	76.6	78.0	1.5
		ACHIEVED	67	72	32	
		WROTE	98	94	41	
WILO COMPREHENSIVE S S S - 4291091	'3	%Achieved	21.7	28.6	51.5	22.9
		ACHIEVED	5	6	17	
		WROTE	23	21	33	
WINNIE MANDELA COMPTECH SENIOR SECON - 4241034	'1	%Achieved	29.4	30.8	37.7	6.8
		ACHIEVED	35	37	26	
		WROTE	119	120	69	
WINTERBERG AGRICULTURAL HIGH SCHOOL - 4311106	'5	%Achieved	97.8	95.8	84.2	-11.6
		ACHIEVED	44	46	32	
		WROTE	45	48	38	
WONGALETHU HIGH SCHOOL - 4321113	'3	%Achieved	27.0	32.6	32.2	-0.4
		ACHIEVED	44	47	29	
		WROTE	163	144	90	

Centre Performance			Year			Difference
Centre	Quintile	Values	'2015	'2016	'2017	2017-2016
WOOLHOPE SECONDARY SCHOOL - 4341095	'4	%Achieved	86.5	70.3	78.4	8.2
		ACHIEVED	128	104	120	
		WROTE	148	148	153	
XHENTSE SENIOR SECONDARY SCHOOL - 4281063	'1	%Achieved	57.6	75.0	60.7	-14.3
		ACHIEVED	38	24	17	
		WROTE	66	32	28	
XILINXA SENIOR SECONDARY SCHOOL - 4301081	'2	%Achieved	51.9	44.8	84.6	39.8
		ACHIEVED	41	26	22	
		WROTE	79	58	26	
XOLANI SENIOR SECONDARY SCHOOL - 4321123	'3	%Achieved	72.3	59.8	71.7	11.9
		ACHIEVED	73	58	38	
		WROTE	101	97	53	
XOLILIZWE SANGONI SENIOR SECONDARY - 4291093	'3	%Achieved	52.4	50.0	45.9	-4.1
		ACHIEVED	33	19	17	
		WROTE	63	38	37	
XOLILIZWE SENIOR SECONDARY SCHOOL - 4301082	'2	%Achieved	14.5	26.4	14.5	-11.8
		ACHIEVED	25	48	33	
		WROTE	172	182	227	
Z K MATTHEWS SENIOR SECONDARY SCHOOL - 4321114	'3	%Achieved	30.4	13.3	34.1	20.8
		ACHIEVED	35	11	30	
		WROTE	115	83	88	
ZAMAKULUNGISA SENIOR SECONDARY SCHOOL - 4291094	'3	%Achieved	62.4	82.4	68.6	-13.7
		ACHIEVED	169	182	153	
		WROTE	271	221	223	
ZAMOKUHLE SENIOR SECONDARY SCHOOL - 4331085	'3	%Achieved	65.8	26.7	42.9	16.2
		ACHIEVED	25	16	15	
		WROTE	38	60	35	
ZAMOKUHLE SPECIAL SCHOOL - 4243035	'99	%Achieved	100.0	50.0	66.7	16.7
		ACHIEVED	7	3	6	
		WROTE	7	6	9	
ZANABANTU HIGH SCHOOL - 4331086	'3	%Achieved	21.9	87.5	100.0	12.5
		ACHIEVED	7	14	3	
		WROTE	32	16	3	
ZANEMFUNDO SENIOR SECONDARY SCHOOL - 4311107	'2	%Achieved	23.9	37.8	28.0	-9.8
		ACHIEVED	11	14	7	
		WROTE	46	37	25	
ZANEMPUCUKO SENIOR SECONDARY SCHOOL - 4321116	'3	%Achieved	49.6	75.2	53.2	-22.0
		ACHIEVED	59	88	66	
		WROTE	119	117	124	
ZANEWONGA SENIOR SECONDARY SCHOOL - 4301083	'1	%Achieved	48.7	76.6	59.5	-17.0

Centre Performance		Year				Difference 2017-2016
Centre	Quintile	Values	'2015	'2016	'2017	
		ACHIEVED	37	49	25	
		WROTE	76	64	42	
ZANGQELE SENIOR SECONDARY SCHOOL - 4291095	'3	%Achieved		25.9	26.7	0.7
		ACHIEVED		14	12	
		WROTE		54	45	
ZANOBUZWE HIGH SCHOOL - 4311108	'2	%Achieved			81.8	81.8
		ACHIEVED			9	
		WROTE			11	
ZANOKHANYO BAPTIST COMPREHENSIVE SCH - 4252069	'99	%Achieved			76.0	76.0
		ACHIEVED			19	
		WROTE			25	
ZANOKHANYO SENIOR SECONDARY SCHOOL - 4281064	'2	%Achieved	35.5	48.4	58.1	9.7
		ACHIEVED	11	15	18	
		WROTE	31	31	31	
ZANOLWAZI SENIOR SECONDARY SCHOOL - 4341096	'3	%Achieved	27.0	53.7	57.4	3.7
		ACHIEVED	27	29	35	
		WROTE	100	54	61	
ZANOVUYO SENIOR SECONDARY SCHOOL - 4311111	'2	%Achieved	35.6	44.2	30.2	-14.0
		ACHIEVED	16	19	19	
		WROTE	45	43	63	
ZAZULWANA SENIOR SECONDARY SCHOOL - 4301084	'3	%Achieved	67.7	70.6	62.5	-8.1
		ACHIEVED	21	24	15	
		WROTE	31	34	24	
ZIBI MEYER SENIOR SECONDARY SCHOOL - 4251070	'2	%Achieved	46.7	66.7	77.8	11.1
		ACHIEVED	28	16	21	
		WROTE	60	24	27	
ZIBOKWANA SENIOR SECONDARY SCHOOL - 4251071	'2	%Achieved	48.8	58.0	75.5	17.5
		ACHIEVED	101	87	74	
		WROTE	207	150	98	
ZIMELE HIGH SCHOOL - 4291096	'3	%Achieved	75.0	67.1	81.3	14.3
		ACHIEVED	171	171	161	
		WROTE	228	255	198	
ZINGISA COMPREHENSIVE SCHOOL - 4291097	'5	%Achieved	86.2	93.9	88.0	-5.9
		ACHIEVED	200	184	219	
		WROTE	232	196	249	
ZINYOSINI SENIOR SECONDARY SCHOOL - 4251072	'1	%Achieved	26.5	62.7	96.2	33.5
		ACHIEVED	48	74	76	
		WROTE	181	118	79	
ZINZANI SENIOR SECONDARY SCHOOL - 4321117	'3	%Achieved	50.0	29.1	36.2	7.1
		ACHIEVED	38	25	17	

Centre Performance		Year				Difference 2017-2016
Centre	Quintile	Values	'2015	'2016	'2017	
		WROTE	76	86	47	
ZOLANI JUNIOR SECONDARY SCHOOL - 4331088	'3	%Achieved	16.7	12.2	56.3	44.1
		ACHIEVED	9	9	18	
		WROTE	54	74	32	
ZUKHANYE SENIOR SECONDARY SCHOOL - 4321119	'3	%Achieved	63.5	63.6	55.6	-8.1
		ACHIEVED	33	35	25	
		WROTE	52	55	45	
ZULULIYAZONGAMA SENIOR SECONDARY - 4261054	'1	%Achieved	40.0	24.6	66.4	41.8
		ACHIEVED	86	64	83	
		WROTE	215	260	125	
ZWELAKHE SENIOR SECONDARY SCHOOL - 4251073	'2	%Achieved	87.4	84.9	93.0	8.2
		ACHIEVED	132	258	107	
		WROTE	151	304	115	
ZWELAMANDLOVU S S S - 4311112	'3	%Achieved	3.8	36.4	21.1	-15.3
		ACHIEVED	1	4	4	
		WROTE	26	11	19	
ZWELANDILE SENIOR SECONDARY SCHOOL - 4261055	'3	%Achieved	25.0	55.3	74.3	19.0
		ACHIEVED	14	26	26	
		WROTE	56	47	35	
ZWELANDILE SENIOR SECONDARY SCHOOL - 4301085	'3	%Achieved	51.2	39.2	64.3	25.1
		ACHIEVED	42	38	36	
		WROTE	82	97	56	
ZWELEDINGA HIGH SCHOOL - 4331089	'2	%Achieved	23.7	39.6	61.1	21.6
		ACHIEVED	22	36	44	
		WROTE	93	91	72	
ZWELENQABA SENIOR SECONDARY SCHOOL - 4301086	'1	%Achieved	36.1	41.3	38.1	-3.2
		ACHIEVED	70	64	101	
		WROTE	194	155	265	
ZWELIBANGILE SENIOR SECONDARY SCHOOL - 4291098	'3	%Achieved	53.8	31.3	46.7	15.4
		ACHIEVED	64	31	42	
		WROTE	119	99	90	
ZWELIBONGILE SENIOR SECONDARY SCHOOL - 4281065	'2	%Achieved	16.6	26.2	37.4	11.2
		ACHIEVED	61	59	40	
		WROTE	368	225	107	
ZWELIDUMILE SENIOR SECONDARY SCHOOL - 4301087	'3	%Achieved	53.8	56.8	61.8	5.0
		ACHIEVED	42	50	55	
		WROTE	78	88	89	
ZWELIHLE SENIOR SECONDARY SCHOOL - 4261056	'1	%Achieved	40.6	28.8	71.7	42.9
		ACHIEVED	28	17	33	
		WROTE	69	59	46	

Centre Performance		Quintile	Values	Year			Difference 2017-2016
Centre	'2015			'2016	'2017		
ZWELIMJONGILE SENIOR SECONDARY SCHO - 4311113	'2	%Achieved	76.9	50.0	90.9	40.9	
		ACHIEVED	10	13	10		
		WROTE	13	26	11		
ZWELITSHA SENIOR SECONDARY SCHOOL - 4251074	'1	%Achieved	44.7	19.0	23.4	4.3	
		ACHIEVED	51	40	43		
		WROTE	114	210	184		
ZWELIVUMILE SENIOR SECONDARY SCHOOL - 4261057	'1	%Achieved	42.9	34.5	41.0	6.5	
		ACHIEVED	39	40	32		
		WROTE	91	116	78		
ZWELIVUMILE SENIOR SECONDARY SCHOOL - 4311114	'2	%Achieved	67.9	72.4	86.0	13.7	
		ACHIEVED	106	89	80		
		WROTE	156	123	93		
ZWELIWELILE SENIOR SECONDARY SCHOOL - 4301088	'3	%Achieved	23.7	53.7	61.5	7.9	
		ACHIEVED	28	51	32		
		WROTE	118	95	52		
ZWELIXOLILE SENIOR SECONDARY SCHOOL - 4261058	'2	%Achieved	75.0	85.0	64.7	-20.3	
		ACHIEVED	9	17	11		
		WROTE	12	20	17		
ZWELIYANDILA HIGH SCHOOL - 4321120	'2	%Achieved	12.8	12.8	5.6	-7.1	
		ACHIEVED	10	12	4		
		WROTE	78	94	71		
ZWELODUMO SENIOR SECONDARY SCHOOL - 4291099	'3	%Achieved	33.9	61.8	62.1	0.3	
		ACHIEVED	56	47	41		
		WROTE	165	76	66		

<i>Notes</i>

Top 50 Performing Schools

Centre	District	'2017
AL AZHAR INSTITUTE - 4342098	NELSON MANDELA	100.0
BEACONHURST SCHOOL - 4321006	BUFFALO CITY	100.0
CLARENDON GIRLS HIGH SCHOOL - 4321015	BUFFALO CITY	100.0
COLLEGIATE GIRLS HIGH SCHOOL - 4341014	NELSON MANDELA	100.0
CRADOCK PRISON - 4334006	CHRIS HANI WEST	100.0
DALUBUHLE HIGH SCHOOL - 4311008	AMATHOLE WEST	100.0
EFATA SCHOOL FOR THE BLIND & DEAF - 4293018	O R TAMBO INLAND	100.0
ELSEN ACADEMY - 4343022	NELSON MANDELA	100.0
GLOBAL LEADERSHIP ACADEMY - 4352054	SARAH BAARTMAN	100.0
GOBIZEMBE HIGH SCHOOL - 4311021	AMATHOLE WEST	100.0
HOERSKOOL FRAMESBY - 4341032	NELSON MANDELA	100.0
HOERSKOOL MC LACHLAN - 4351015	SARAH BAARTMAN	100.0
ISOLOMZI SENIOR SECONDARY SCHOOL - 4301031	AMATHOLE EAST	100.0
KING EDWARD HIGH SCHOOL - 4251019	ALFRED NZO WEST	100.0
KINGSRIDGE HIGH SCHOOL - 4321048	BUFFALO CITY	100.0
LANGALETHU SENIOR SECONDARY SCHOOL - 4261024	CHRIS HANI EAST	100.0
LILYFONTEIN SCHOOL - 4321052	BUFFALO CITY	100.0
MACLEAR HIGH SCHOOL - 4271023	JOE GQABI	100.0
MARLOW AGRICULTURAL HIGH SCHOOL - 4331037	CHRIS HANI WEST	100.0
MOUNT FRERE COMMUNITY - 4252041	ALFRED NZO WEST	100.0
NTLALO SENIOR SECONDARY SCHOOL - 4271032	JOE GQABI	100.0
QUEENSTOWN GIRLS HIGH SCHOOL - 4331067	CHRIS HANI WEST	100.0
RIEBEEK COLLEGE GIRLS HIGH SCHOOL - 4341070	NELSON MANDELA	100.0
ST COLMCILLE SENIOR SECONDARY SCHOOL - 4351047	SARAH BAARTMAN	100.0
STERKSPRUIT CHRISTIAN SCHOOL - 4272043	JOE GQABI	100.0
STIRLING HIGH SCHOOL - 4321099	BUFFALO CITY	100.0
SULENKAMA SENIOR SECONDARY SCHOOL - 4291077	O R TAMBO INLAND	100.0
TARKASTAD HIGH SCHOOL - 4331079	CHRIS HANI WEST	100.0
TYALI HIGH SCHOOL - 4311102	AMATHOLE WEST	100.0
ULWAZI HIGH SCHOOL - 4321104	BUFFALO CITY	100.0
UNION HIGH SCHOOL - 4351050	SARAH BAARTMAN	100.0
VICTORIA GIRLS HIGH SCHOOL - 4351052	SARAH BAARTMAN	100.0
VUKUHAMBE SCHOOL - 4323109	BUFFALO CITY	100.0
ZANABANTU HIGH SCHOOL - 4331086	CHRIS HANI WEST	100.0
PEARSON HIGH SCHOOL - 4341066	NELSON MANDELA	99.5
SELBORNE COLLEGE BOYS HIGH - 4321085	BUFFALO CITY	99.3
GREY BOYS HIGH - 4341026	NELSON MANDELA	98.9
BRANDWAG HIGH SCHOOL - 4341007	NELSON MANDELA	98.9
CRADOCK HIGH SCHOOL - 4331005	CHRIS HANI WEST	98.8
MUIR COLLEGE BOYS HIGH SCHOOL - 4341055	NELSON MANDELA	98.8
HOERSKOOL NICO MALAN - 4351016	SARAH BAARTMAN	98.6
ALEXANDER ROAD HIGH SCHOOL - 4341002	NELSON MANDELA	98.5
HUDSON PARK HIGH SCHOOL - 4321039	BUFFALO CITY	98.5
VICTORIA PARK HIGH SCHOOL - 4341090	NELSON MANDELA	98.5
CAMBRIDGE HIGH SCHOOL - 4321012	BUFFALO CITY	98.4
GRAEME COLLEGE BOYS HIGH - 4351010	SARAH BAARTMAN	98.3
GILL COLLEGE - 4351008	SARAH BAARTMAN	98.2
QUEEN'S COLLEGE BOYS' HIGH SCHOOL - 4331066	CHRIS HANI WEST	98.1
BURGERSDORP HIGH SCHOOL - 4271006	JOE GQABI	98.0
LAMPLOUGH SENIOR SECONDARY SCHOOL - 4301040	AMATHOLE EAST	97.7

Worst 50 Performing Schools

Centre	District	'2017
BHONGOLETHU SENIOR SECONDARY SCHOOL - 4301007	AMATHOLE EAST	0.0
ISIVIVANE SENIOR SECONDARY - 4331023	CHRIS HANI WEST	0.0
TAMSANQA SECONDARY SCHOOL - 4341081	NELSON MANDELA	4.3
ZWELIYANDILA HIGH SCHOOL - 4321120	BUFFALO CITY	5.6
NONKULULEKO SENIOR SECONDARY - 4331056	CHRIS HANI WEST	6.7
NOMPUCUKO COMBINED SCHOOL - 4351032	SARAH BAARTMAN	6.9
IKHWEZI LOKUSA SENIOR SECONDARY - 4331019	CHRIS HANI WEST	8.3
SMUTS NDAMASE S S S - 4281050	O R TAMBO COASTAL	9.8
KEI ROAD COMBINED SCHOOL - 4311041	AMATHOLE WEST	10.5
SIVUMELENE SENIOR SECONDARY SCHOOL - 4271040	JOE GQABI	11.1
MZUXOLILE HIGH SCHOOL - 4311066	AMATHOLE WEST	12.5
NONKQUBELA SENIOR SECONDARY SCHOOL - 4331055	CHRIS HANI WEST	12.5
RESHWA SENIOR SECONDARY SCHOOL - 4311081	AMATHOLE WEST	12.5
VUKUZENZELE SPECIAL SCHOOL - 4243032	ALFRED NZO EAST	12.5
MABALENGWE SENIOR SECONDARY SCHOOL - 4281019	O R TAMBO COASTAL	12.9
GENGQE SENIOR SECONDARY SCHOOL - 4291021	O R TAMBO INLAND	14.3
XOLILIZWE SENIOR SECONDARY SCHOOL - 4301082	AMATHOLE EAST	14.5
THANDUXOLO SENIOR SECONDARY SCHOOL - 4341082	NELSON MANDELA	15.4
MPENI SENIOR SECONDARY SCHOOL - 4241019	ALFRED NZO EAST	16.7
HALA SENIOR SECONDARY SCHOOL - 4261018	CHRIS HANI EAST	17.2
MATHUMBU SENIOR SECONDARY SCHOOL - 4301045	AMATHOLE EAST	17.2
MT WHITE SENIOR SECONDARY SCHOOL - 4251046	ALFRED NZO WEST	17.3
DUMALISILE SECONDARY SCHOOL - 4321019	BUFFALO CITY	17.4
PEARSTON SENIOR SECONDARY SCHOOL - 4351038	SARAH BAARTMAN	17.6
BETHANIA SENIOR SECONDARY SCHOOL - 4271003	JOE GQABI	18.4
GWABA COMBINED SCHOOL - 4321033	BUFFALO CITY	18.9
SOSEBENZA SENIOR SECONDARY SCHOOL - 4331075	CHRIS HANI WEST	19.2
HLABATSHABANE S S S - 4291024	O R TAMBO INLAND	19.3
B KAT SENIOR SECONDARY SCHOOL - 4321005	BUFFALO CITY	20.0
LUXOLO HIGH SCHOOL - 4311050	AMATHOLE WEST	20.0
NEWTON HIGH SCHOOL - 4311070	AMATHOLE WEST	20.0
SOVUKA SIKHANYE HIGH SCHOOL - 4331076	CHRIS HANI WEST	20.0
MHLANGANISWENI COMM&TECH S S S - 4281028	O R TAMBO COASTAL	20.4
MZWINI SENIOR SECONDARY SCHOOL - 4321065	BUFFALO CITY	20.5
QHAMANI SENIOR SECONDARY SCHOOL - 4321078	BUFFALO CITY	20.8
ZWELAMANDLOVU S S S - 4311112	AMATHOLE WEST	21.1
NOWAWE HIGH SCHOOL - 4321071	BUFFALO CITY	21.3
DINIZULU SENIOR SECONDARY SCHOOL - 4271008	JOE GQABI	21.6
IQONCE HIGH SCHOOL - 4321042	BUFFALO CITY	21.7
NTSIZWA SENIOR SECONDARY SCHOOL - 4251051	ALFRED NZO WEST	22.0
KWEZILENTABA SENIOR SECONDARY SCHOOL - 4311044	AMATHOLE WEST	22.2
SIMPHIWE KHETHWA SECONDARY SCHOOL - 4271039	JOE GQABI	22.7
MKAPUSI SENIOR SECONDARY SCHOOL - 4331044	CHRIS HANI WEST	23.1
NTUNJA SENIOR SECONDARY SCHOOL - 4331061	CHRIS HANI WEST	23.3
ZWELITSHA SENIOR SECONDARY SCHOOL - 4251074	ALFRED NZO WEST	23.4
KWA-MHLONTLO SENIOR SECONDARY SCHOOL - 4331030	CHRIS HANI WEST	23.4
PHAKAMISA SENIOR SECONDARY SCHOOL - 4341067	NELSON MANDELA	23.7
MATOMELA SENIOR SECONDARY SCHOOL - 4311056	AMATHOLE WEST	23.8
SIKHULULE HIGH SCHOOL - 4321086	BUFFALO CITY	24.1
HEALDTOWN HIGH SCHOOL - 4311026	AMATHOLE WEST	24.1

Centres Obtain <40 Pass Rate 3 Consecutive Years

Sum of % Achieved			Year		
District	Centre	School Sector	'2015	'2016	'2017
ALFRED NZO EAST	NGALONKULU SENIOR SECONDARY SCHOOL - 4241022	Public School	28.5	24.1	32.4
ALFRED NZO EAST	WINNIE MANDELA COMPTECH SENIOR SECON - 4241034	Public School	29.4	30.8	37.7
ALFRED NZO WEST	MT WHITE SENIOR SECONDARY SCHOOL - 4251046	Public School	28.9	20.0	17.3
ALFRED NZO WEST	NTSIZWA SENIOR SECONDARY SCHOOL - 4251051	Public School	2.2	14.6	22.0
AMATHOLE EAST	BHONGOLETHU SENIOR SECONDARY SCHOOL - 4301007	Public School	31.4	37.5	0.0
AMATHOLE EAST	GWADANA SENIOR SECONDARY SCHOOL - 4301027	Public School	26.0	39.5	27.8
AMATHOLE EAST	LM MALGAS SENIOR SECONDARY SCHOOL - 4301041	Public School	31.0	13.7	33.3
AMATHOLE EAST	MATHUMBU SENIOR SECONDARY SCHOOL - 4301045	Public School	12.0	16.3	17.2
AMATHOLE EAST	MTAWELANGA SENIOR SECONDARY SCHOOL - 4301053	Public School	29.6	27.3	31.9
AMATHOLE EAST	NOMAHEYA SENIOR SECONDARY SCHOOL - 4301064	Public School	31.5	35.0	39.4
AMATHOLE EAST	NQABISILE SENIOR SECONDARY SCHOOL - 4301068	Public School	32.1	16.7	27.0
AMATHOLE EAST	XOLILIZWE SENIOR SECONDARY SCHOOL - 4301082	Public School	14.5	26.4	14.5
AMATHOLE WEST	DILIZINTABA SENIOR SECONDARY SCHOOL - 4311009	Public School	39.3	20.0	35.3
AMATHOLE WEST	EMFUNDWENI SENIOR SECONDARY SCHOOL - 4311013	Public School	35.9	28.3	28.9
AMATHOLE WEST	EMGWALI PUBLIC SCHOOL - 4311014	Public School	25.0	30.2	31.4
AMATHOLE WEST	HEALDTOWN HIGH SCHOOL - 4311026	Public School	29.2	23.1	24.1
AMATHOLE WEST	KAMA HIGH SCHOOL - 4311038	Public School	39.5	25.8	38.4
AMATHOLE WEST	MZUXOLILE HIGH SCHOOL - 4311066	Public School	32.2	34.9	12.5
AMATHOLE WEST	ZANEMFUNDO SENIOR SECONDARY SCHOOL - 4311107	Public School	23.9	37.8	28.0
AMATHOLE WEST	ZWELAMANDLOVU S S S - 4311112	Public School	3.8	36.4	21.1
BUFFALO CITY	DUMALISILE SECONDARY SCHOOL - 4321019	Public School	38.0	27.8	17.4
BUFFALO CITY	GOODHOPE SENIOR SECONDARY SCHOOL - 4321030	Public School	30.8	11.0	39.4
BUFFALO CITY	NOWAWE HIGH SCHOOL - 4321071	Public School	23.0	39.3	21.3
BUFFALO CITY	QHASANA SENIOR SECONDARY SCHOOL - 4321079	Public School	18.2	11.4	29.1
BUFFALO CITY	SINETHEMBA SENIOR SECONDARY SCHOOL - 4321089	Public School	23.3	30.4	24.4
BUFFALO CITY	THEMBALESIZWE S S S - 4321101	Public School	23.3	22.7	38.5
BUFFALO CITY	TSHOLOMNQA HIGH SCHOOL - 4321103	Public School	38.3	36.5	26.1
BUFFALO CITY	WONGALETHU HIGH SCHOOL - 4321113	Public School	27.0	32.6	32.2
BUFFALO CITY	Z K MATTHEWS SENIOR SECONDARY SCHOOL - 4321114	Public School	30.4	13.3	34.1
BUFFALO CITY	ZWELIYANDILA HIGH SCHOOL - 4321120	Public School	12.8	12.8	5.6
CHRIS HANI EAST	DOLOPHINI SENIOR SECONDARY SCHOOL - 4261011	Public School	36.6	31.9	30.9
CHRIS HANI EAST	SIYABALALA SENIOR SECONDARY SCHOOL - 4261049	Public School	23.1	39.3	39.1
CHRIS HANI WEST	ECHIBINI SENIOR SECONDARY SCHOOL - 4331008	Public School	7.8	25.9	30.3
CHRIS HANI WEST	IKHWEZI LOKUSA SENIOR SECONDARY - 4331019	Public School	6.3	19.0	8.3
CHRIS HANI WEST	KWA-MHLONTLO SENIOR SECONDARY SCHOOL - 4331030	Public School	27.3	27.5	23.4
CHRIS HANI WEST	LUKHANYO HIGH SCHOOL - 4331033	Public School	21.8	38.6	31.0
CHRIS HANI WEST	NONKQUBELA SENIOR SECONDARY SCHOOL - 4331055	Public School	14.8	13.5	12.5
JOE GQABI	BETHANIA SENIOR SECONDARY SCHOOL - 4271003	Public School	8.2	20.0	18.4
JOE GQABI	DINIZULU SENIOR SECONDARY SCHOOL - 4271008	Public School	32.8	24.0	21.6
JOE GQABI	SIMPHIWE KHETHWA SECONDARY SCHOOL - 4271039	Public School	31.1	11.9	22.7
NELSON MANDELA	LUNGISA HIGH SCHOOL - 4341046	Public School	33.3	24.8	36.5
NELSON MANDELA	MASIBAMBANE SENIOR SECONDARY SCHOOL - 4341048	Public School	34.4	33.3	30.5
NELSON MANDELA	TAMSANQA SECONDARY SCHOOL - 4341081	Public School	25.4	15.9	4.3
NELSON MANDELA	THANDUXOLO SENIOR SECONDARY SCHOOL - 4341082	Public School	22.4	30.0	15.4
NELSON MANDELA	TYHILULWAZI SENIOR SECONDARY SCHOL - 4341087	Public School	29.9	21.9	35.1
O R TAMBO COASTAL	BODWENI SENIOR SECONDARY SCHOOL - 4281003	Public School	25.6	27.4	34.9
O R TAMBO COASTAL	BOTHA SGCAU SENIOR SECONDARY SCHOOL - 4281004	Public School	21.4	15.7	36.6
O R TAMBO COASTAL	GOBINAMBA TECH COMM SENIOR SECONDARY - 4281012	Public School	20.2	17.2	24.3
O R TAMBO COASTAL	MABALENGWE SENIOR SECONDARY SCHOOL - 4281019	Public School	35.7	34.0	12.9
O R TAMBO COASTAL	MABHULANA NDAMASE HIGH SCHOOL - 4281020	Public School	15.2	31.0	34.0
O R TAMBO COASTAL	MHLANGANISWENI COMM&TECH S S S - 4281028	Public School	25.6	9.3	20.4
O R TAMBO COASTAL	NGQELENI SENIOR SECONDARY SCHOOL - 4281034	Public School	11.6	23.8	39.4
O R TAMBO COASTAL	NOGEMANE SENIOR SECONDARY SCHOOL - 4281036	Public School	17.1	11.5	24.3
O R TAMBO COASTAL	SANDI SENIOR SECONDARY SCHOOL - 4281046	Public School	39.5	28.2	30.4
O R TAMBO COASTAL	SMUTS NDAMASE S S S - 4281050	Public School	12.6	10.7	9.8
O R TAMBO COASTAL	ZWELIBONGILE SENIOR SECONDARY SCHOOL - 4281065	Public School	16.6	26.2	37.4
O R TAMBO INLAND	HLABATSHABANE S S S - 4291024	Public School	16.9	11.8	19.3
SARAH BAARTMAN	MOSES MADIBA SENIOR SECONDARY SCHOOL - 4351029	Public School	39.3	28.3	33.3
SARAH BAARTMAN	PEARSTON SENIOR SECONDARY SCHOOL - 4351038	Public School	27.1	30.8	17.6
SARAH BAARTMAN	SHAW PARK COMBINED SCHOOL - 4351044	Public School	23.5	13.3	26.3

Number of Centres per Category

Count of Centre No		Year		
District	Range<10_100	'2015	'2016	'2017
ALFRED NZO EAST	10<20			2
	20<30	2	3	1
	30<40	5	3	6
	40<50	6	11	2
	50<60	6	5	5
	60<70	2	5	7
	70<80	3	1	5
	80<90	2	4	5
	90<100	2	1	2
	=100	1		
ALFRED NZO WEST	<10	2	2	
	10<20	1	2	1
	20<30	5	5	3
	30<40	8	5	3
	40<50	15	8	7
	50<60	10	12	11
	60<70	11	13	10
	70<80	8	15	20
	80<90	6	7	12
	90<100	2	2	5
	=100	1	2	2
AMATHOLE EAST	<10			1
	10<20	3	3	2
	20<30	5	5	5
	30<40	14	13	8
	40<50	15	18	9
	50<60	24	18	16
	60<70	14	9	17
	70<80	4	15	8
	80<90	5	3	14
	90<100	1	2	5
	=100			1
AMATHOLE WEST	<10	2	1	
	10<20	2	2	3
	20<30	10	14	14
	30<40	19	17	9
	40<50	12	16	13
	50<60	18	16	18
	60<70	14	12	19
	70<80	8	11	7
	80<90	8	4	11
	90<100	3	7	3
	=100	3	1	3

Count of Centre No		Year		
District	Range<10_100	'2015	'2016	'2017
BUFFALO CITY	<10			1
	10<20	4	6	2
	20<30	14	6	11
	30<40	15	9	12
	40<50	11	20	15
	50<60	20	13	12
	60<70	15	15	17
	70<80	12	17	20
	80<90	11	15	12
	90<100	7	10	12
	=100	9	7	7
CHRIS HANI EAST	<10	2	1	
	10<20	1	2	1
	20<30	6	9	1
	30<40	8	10	7
	40<50	11	8	9
	50<60	7	7	12
	60<70	7	5	11
	70<80	4	7	5
	80<90	3	5	6
	90<100	3	1	2
	=100			1
CHRIS HANI WEST	<10	2	2	3
	10<20	5	3	2
	20<30	7	10	7
	30<40	13	5	6
	40<50	10	8	9
	50<60	12	17	9
	60<70	9	10	18
	70<80	8	11	10
	80<90	7	10	8
	90<100	8	4	9
	=100	3	6	5
JOE GQABI	<10	2		
	10<20		1	2
	20<30	5	4	4
	30<40	13	5	1
	40<50	5	2	3
	50<60	5	11	6
	60<70	8	8	13
	70<80	3	5	8
	80<90	1	3	6
	90<100	5	4	3
	=100	2	6	3

Count of Centre No		Year		
District	Range<10_100	'2015	'2016	'2017
NELSON MANDELA	<10		1	1
	10<20		2	1
	20<30	10	6	3
	30<40	9	12	7
	40<50	15	7	7
	50<60	6	17	14
	60<70	14	6	12
	70<80	11	10	16
	80<90	13	14	14
	90<100	12	13	14
	=100	9	11	5
O R TAMBO COASTAL	<10		1	1
	10<20	6	7	1
	20<30	7	8	3
	30<40	14	8	9
	40<50	6	10	6
	50<60	13	15	9
	60<70	10	5	10
	70<80	6	8	11
	80<90	1	1	9
	90<100	1	1	6
O R TAMBO INLAND	10<20	5	3	2
	20<30	5	8	1
	30<40	11	9	5
	40<50	16	8	11
	50<60	17	14	13
	60<70	14	19	16
	70<80	11	11	16
	80<90	8	15	21
	90<100	5	9	10
	=100	1	1	2
SARAH BAARTMAN	<10			1
	10<20	2	1	1
	20<30	8	3	3
	30<40	4	2	6
	40<50	6	4	3
	50<60	5	7	6
	60<70	3	3	6
	70<80	6	9	3
	80<90	3	6	7
	90<100	5	6	8
	=100	7	8	5

Unresulted Centres

The following Centres were processed at the time of publication due to technical problems

CEDARVILLE PUBLIC - 4251006
IKHWEZI LOMSO EDUCARE CENTRE - 4252016
NGUBESIZWE SENIOR SECONDARY SCHOOL - 4261041
MORNING STAR EDUCATION CENTRE - 4292051
VULINGCOBO SENIOR SECONDARY SCHOOL - 4301077
MIDA SCHOOL - 4302050
COSELELANI SENIOR SECONDARY SCHOOL - 4341015
DAVID LIVINGSTONE SENIOR SECONDARY - 4341018
E Z KABANE HIGH SCHOOL - 4341020
GELVANDALE HIGH SCHOOL - 4341025
THE HILL COLLEGE - 4342083
THEODOR HERZL HIGH SCHOOL - 4342084
KHANYISA SCHOOL FOR THE BLIND - 4343038
TEHILLAH CHRISTIAN ACADEMY - 4345506
TEHILLAH CHRISTIAN ACADEMY - 4345514
DIMBAZA CENTRAL JUNIOR SECONDARY SCH - 4321018
AMABHELE HIGH SCHOOL - 4311004
EMDENI SENIOR SECONDARY SCHOOL - 4311012
ENKWENKWEZINI SENIOR SECONDARY SCHOO - 4311015